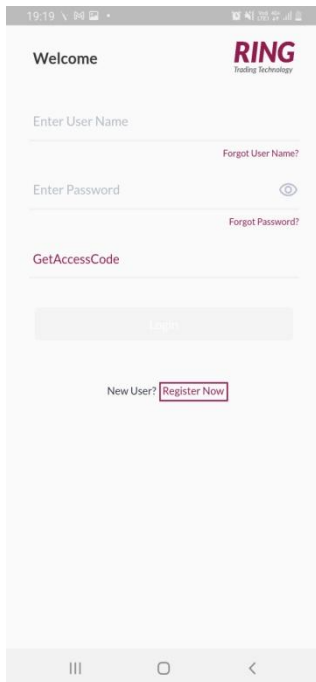
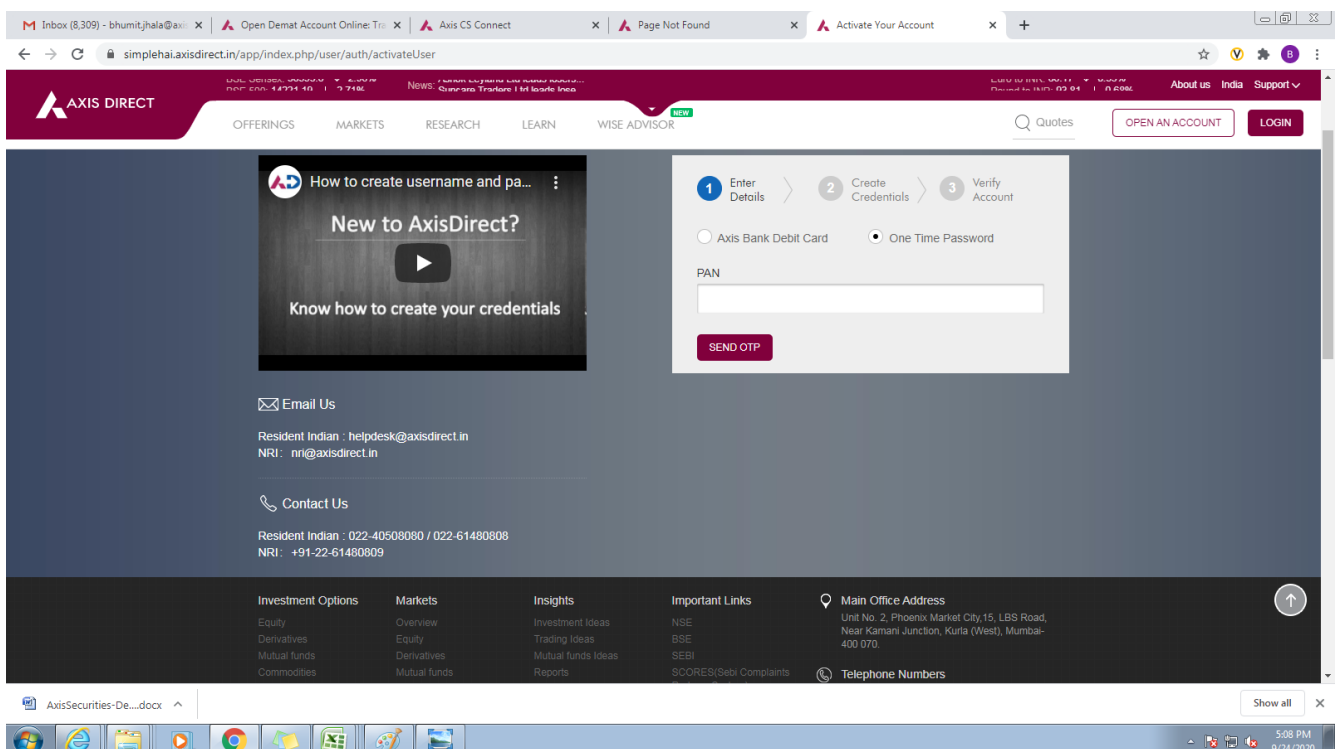


Video Title: FTL Process – RING Mobile application

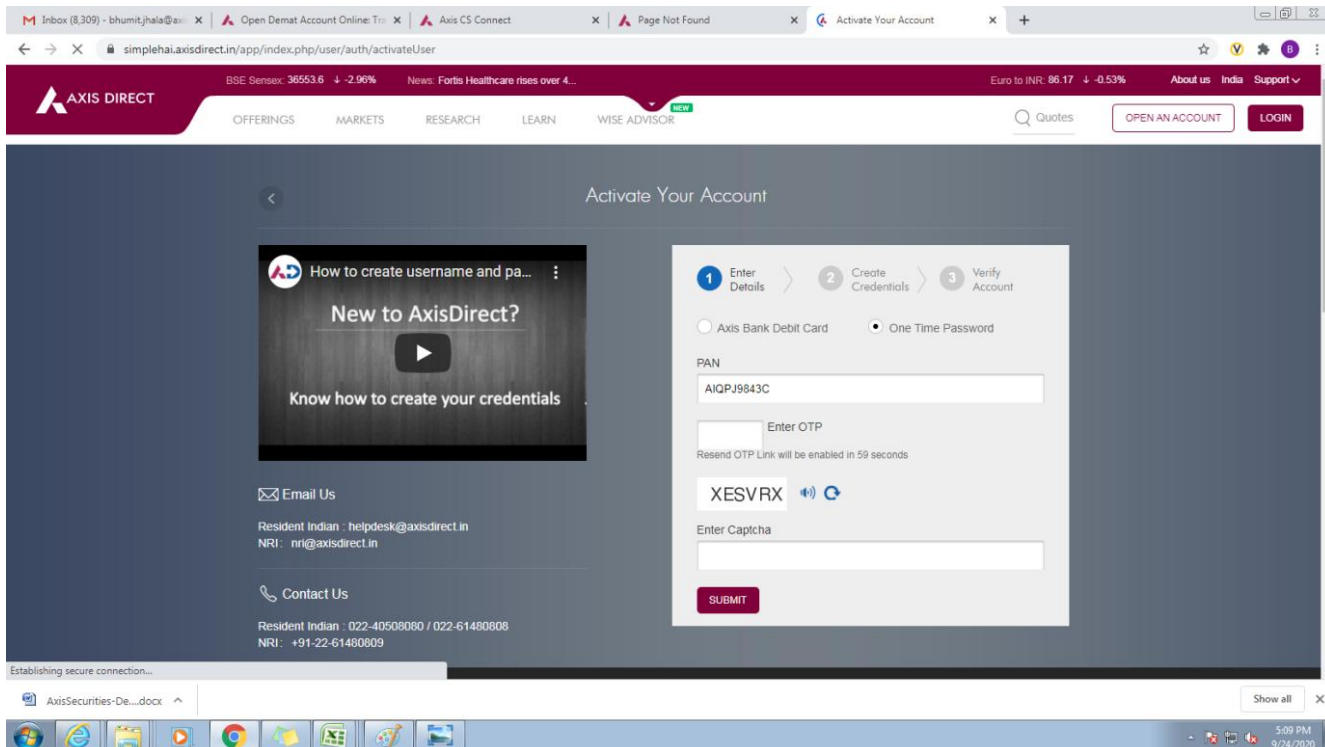
Step1: Download the **RING** mobile app and Click on red '**Register Now**' link to proceed



Step2: Choose the '**One Time Password**' option to use the **OTP** option (**Please note:** The **OTP** will be sent to the mobile number used during the registration process) and enter your **PAN** and click on '**SEND OTP**'



Step3: Enter the OTP & Captcha and hit 'SUBMIT'



AXIS DIRECT

BSE Sensex: 36553.6 ↓ -2.96% News: Fortis Healthcare rises over 4... Euro to INR: 86.17 ↓ -0.53% About us India Support

OFFERINGS MARKETS RESEARCH LEARN WISE ADVISOR

Quotes OPEN AN ACCOUNT LOGIN

Activate Your Account

How to create username and pa...
New to AxisDirect?
Know how to create your credentials

Email Us
Resident Indian : helpdesk@axisdirect.in
NRI : nri@axisdirect.in

Contact Us
Resident Indian : 022-40508080 / 022-61480808
NRI : +91-22-61480809

1 Enter Details > 2 Create Credentials > 3 Verify Account

☐ Axis Bank Debit Card ☒ One Time Password

PAN
AIQPJ9843C

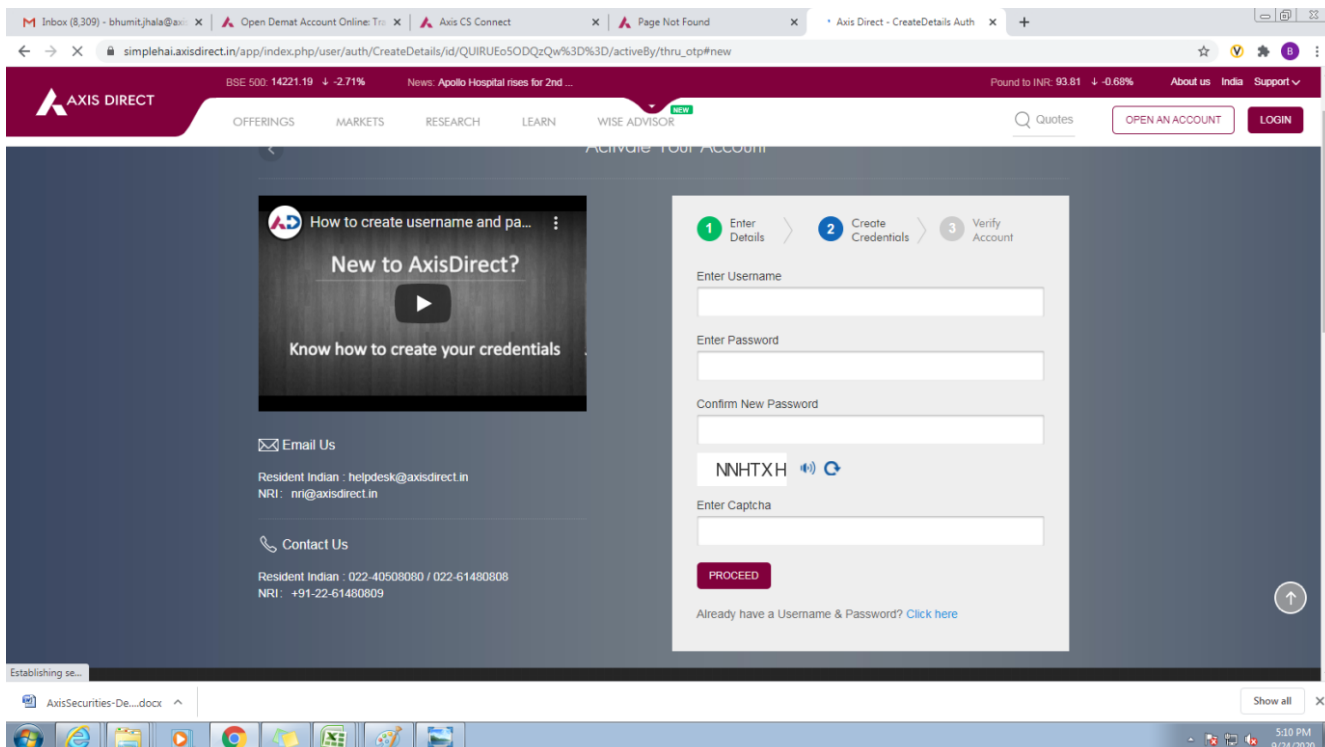
Enter OTP
XESVRX

Resend OTP Link will be enabled in 59 seconds

Enter Captcha

SUBMIT

Step4: Enter the username of your choice (Please note it should be Alphanumeric with no special characters) & the password along with the Captcha and click on 'PROCEED'



AXIS DIRECT

BSE 500: 14221.19 ↓ -2.71% News: Apollo Hospital rises for 2nd ... Pound to INR: 93.81 ↓ -0.68% About us India Support

OFFERINGS MARKETS RESEARCH LEARN WISE ADVISOR

Quotes OPEN AN ACCOUNT LOGIN

Activate Your Account

How to create username and pa...
New to AxisDirect?
Know how to create your credentials

Email Us
Resident Indian : helpdesk@axisdirect.in
NRI : nri@axisdirect.in

Contact Us
Resident Indian : 022-40508080 / 022-61480808
NRI : +91-22-61480809

1 Enter Details > 2 Create Credentials > 3 Verify Account

Enter Username

Enter Password

Confirm New Password

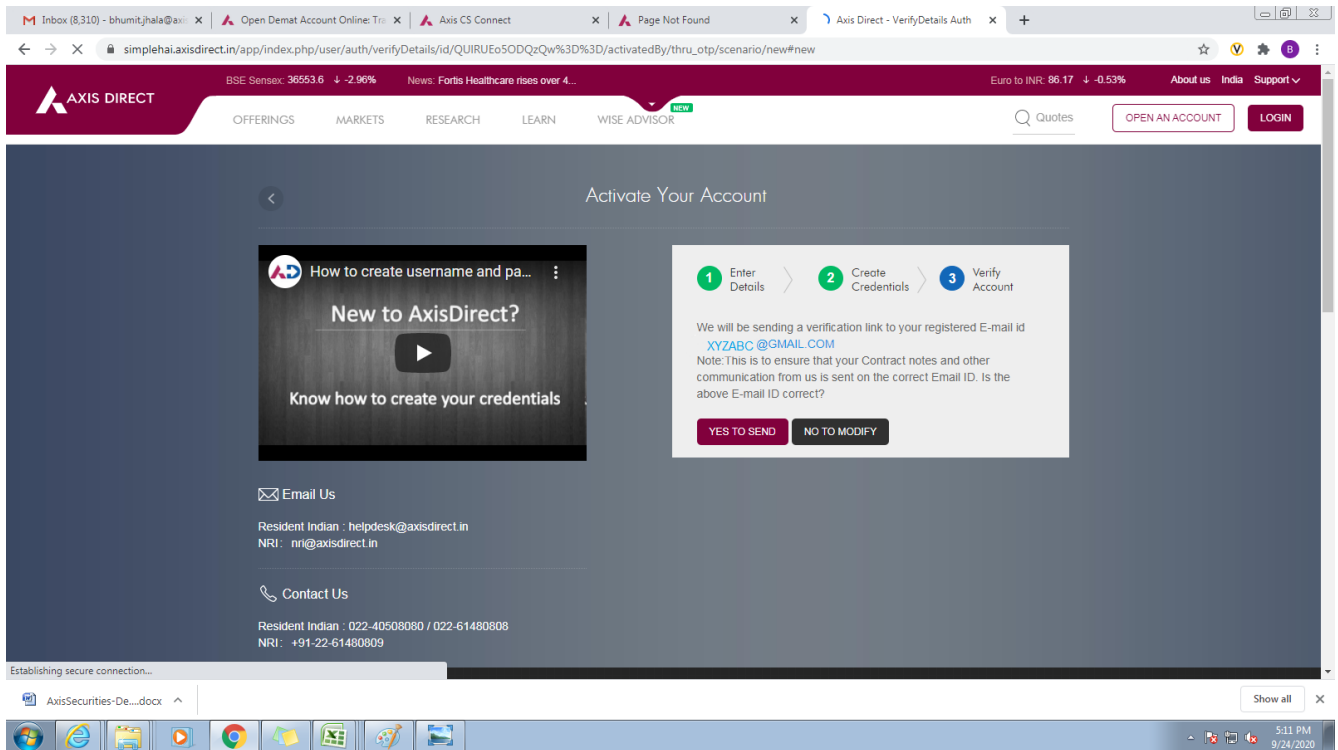
NNHTXH

Enter Captcha

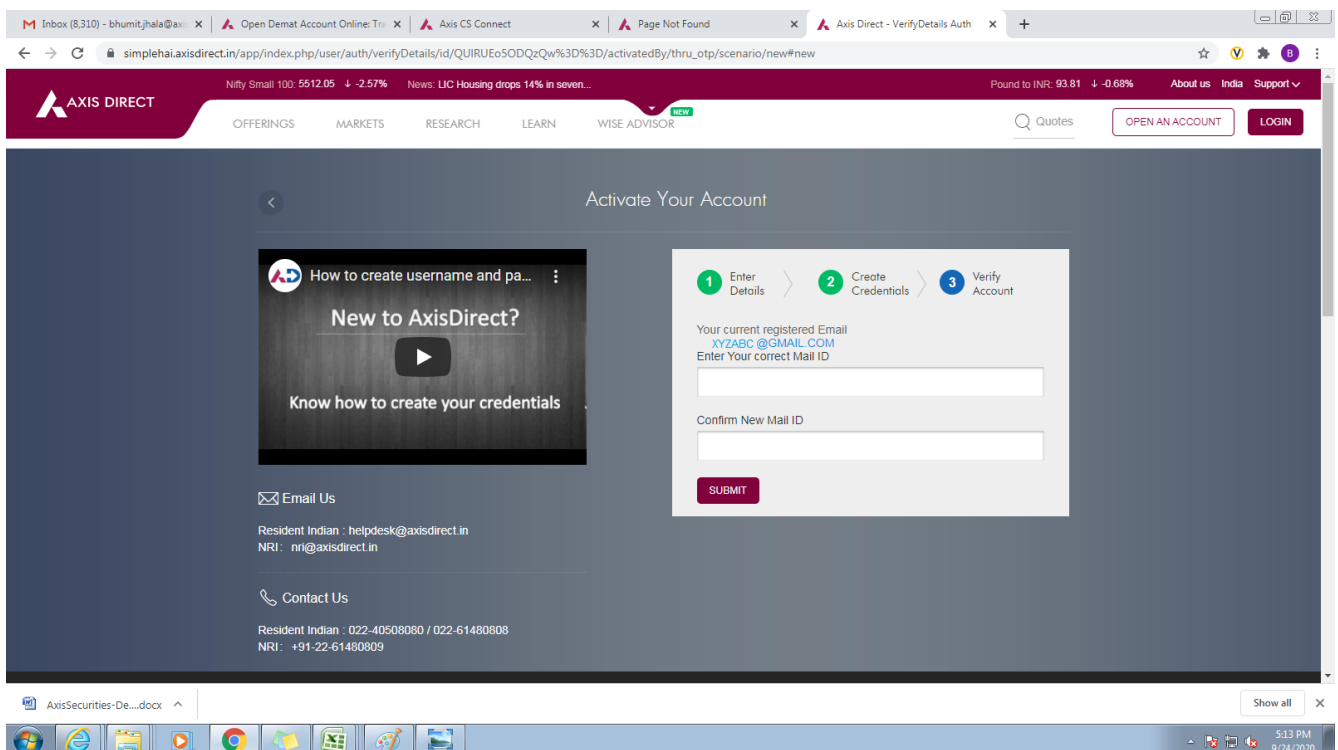
PROCEED

Already have a Username & Password? [Click here](#)

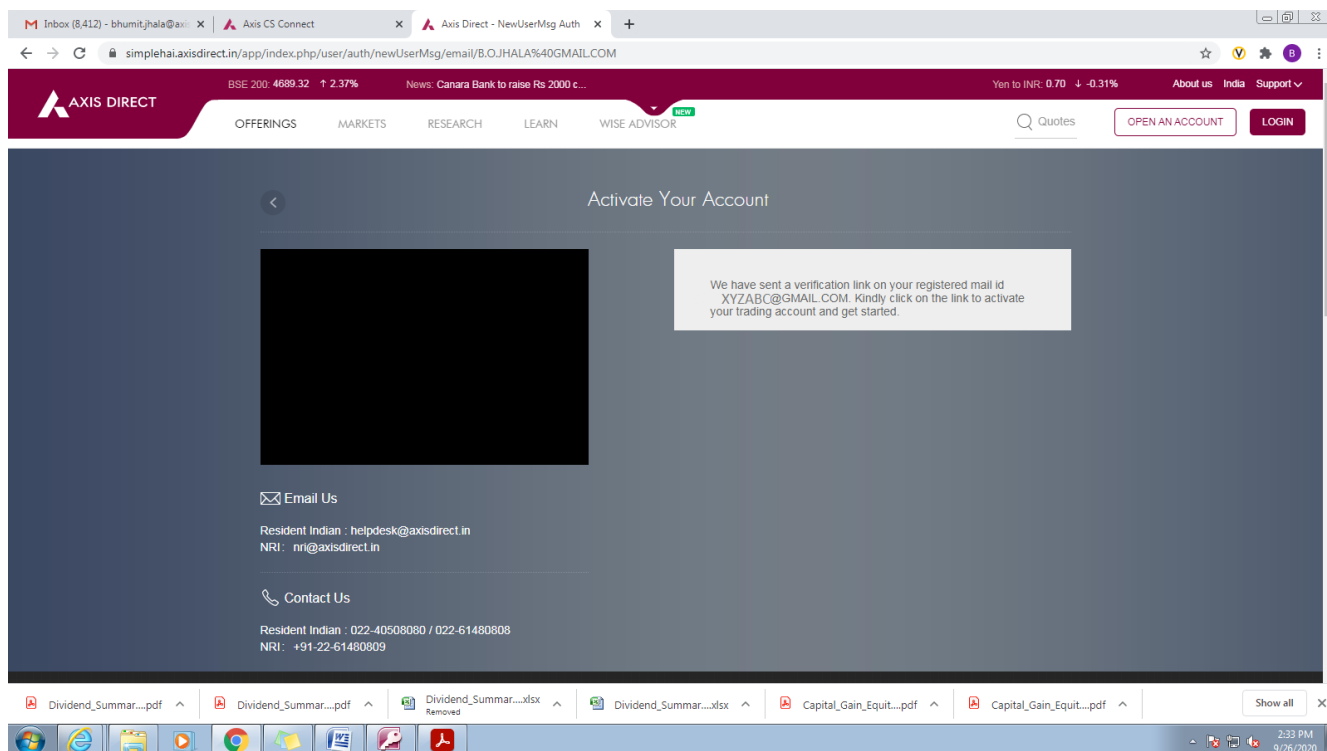
Step5: The system asks you to send a verification link verify your email ID for all kinds of communications sent by us, you can click on the '**YES TO SEND**' tab to proceed and the link to verify your E-mail ID would be sent to the registered email ID showing on this screen, if you wish to modify or change the email ID click on '**NO TO MODIFY**'



Step6: Enter the desired E-mail ID and hit '**SUBMIT**' to change the E-mail ID (**Please Note:** This would only change your email ID on your trading account, to change the email ID on your demat account you have to send us the account modification form)



Step7: Please click on the link sent on your registered Email ID with us to verify your email ID



END