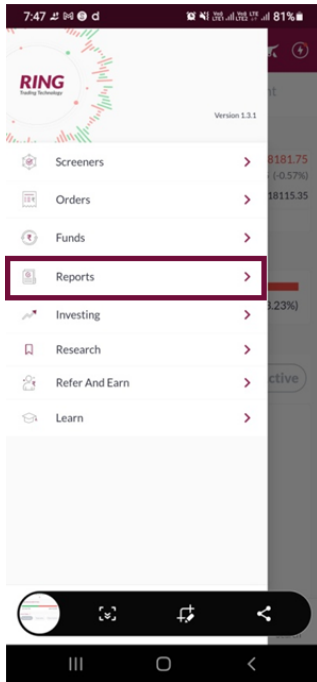
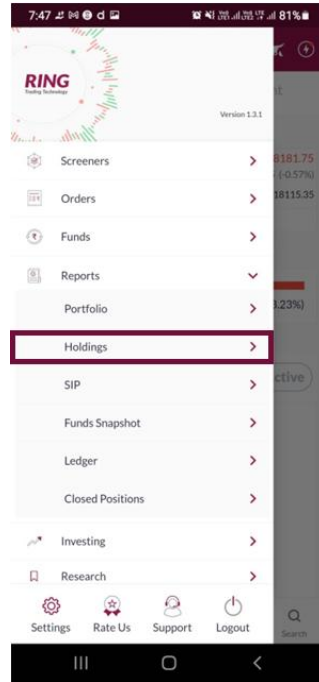


How redeem your Mutual Fund Distribution (MFD) units on the RING mobile app?

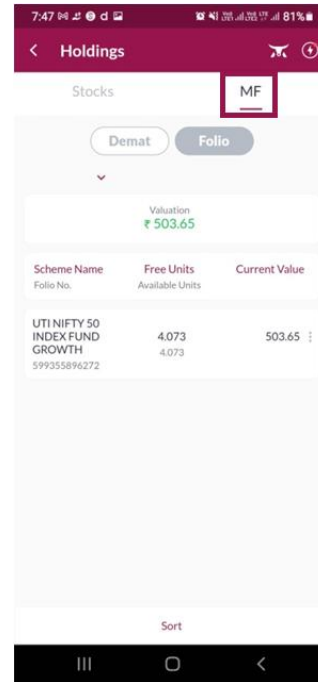
Step1: Click on the 3-bar-menu in the top left corner on your app and then select 'Reports'



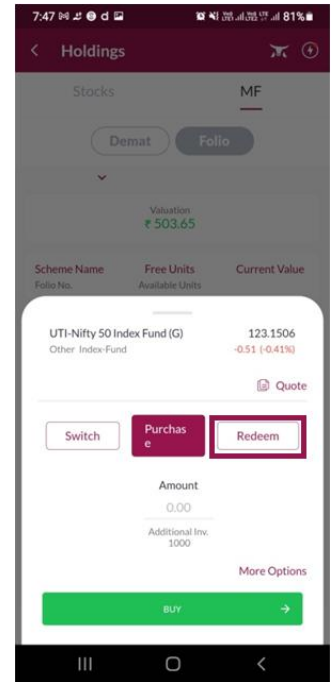
Step2: Click on 'Holdings'



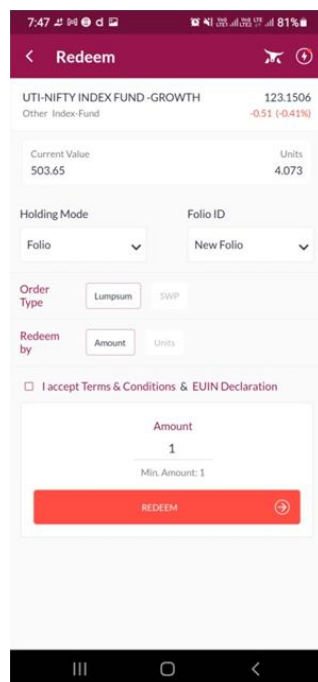
Step3: Select MF and then click on 'Folio' to view your MFD units and then select the desired unit you wish to redeem to proceed



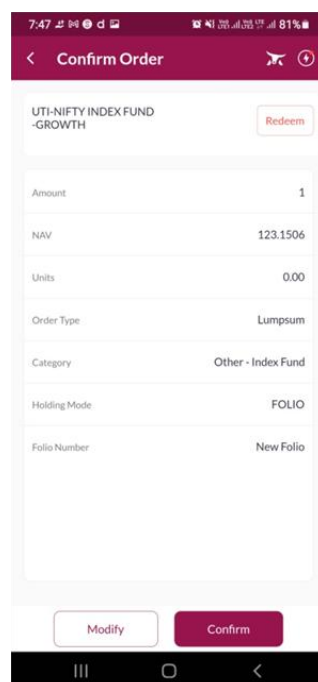
Step4: Click on the 'Redeem' tab



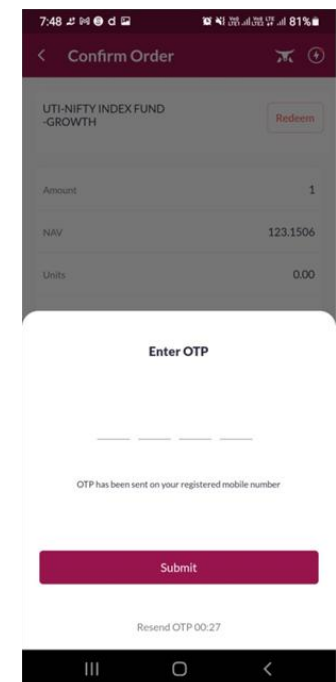
Step5: Choose the desired folio for the redemption, select the 'Order Type' as Lumpsum or Systematic Withdrawal Plan (SWP), select 'Redeem by' as Amount or Units, read and accept the terms and conditions, and then click on the 'REDEEM' tab at the bottom.



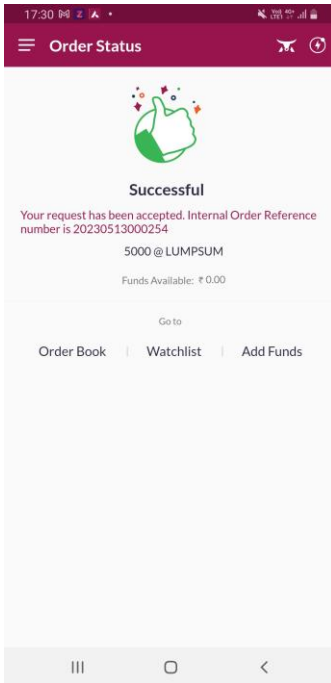
Step6: Check the order details and click on the 'Confirm' tab to proceed



Step7: An OTP will be sent on your registered mobile number with us, please enter the same and click on 'Submit' to proceed



Step8: Your order is successfully placed



END