

UTI Mastershare Fund

Investment Objective

This scheme aims at securing for the unitholders capital appreciation by investing the funds of the scheme in equity shares, equity-related instruments and fully convertible bonds/ debentures of companies. Investment may also be made in issues of partly convertible debentures/bonds including those issued on rights basis subject to the condition that, as far as possible, the non-convertible portion of the debentures/bonds so acquired or subscribed shall be disinvested within a period of twelve months from the date of acquisition.

Manager Biography

Swati Kulkarni since 01/11/2006

Operations

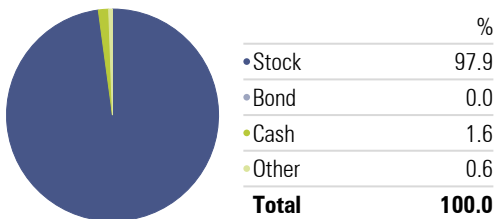
Inception Date	15/10/1986
Minimum Initial	5,000
Annual Report Net Expense Ratio	2.40
Primary Prospectus Benchmark	S&P BSE 100 India INR
Fund Size	41,309,223,939
Turnover Ratio %	10.57
NAV (Mo-End)	103.14

Risk/Reward

Time Period: 01/05/2014 to 30/04/2017	
Std Dev	13.92
Beta	0.94
R2	93.14
Sharpe Ratio	0.65
Treynor Ratio (arith)	9.52
Alpha	3.57
Information Ratio (arith)	1.00

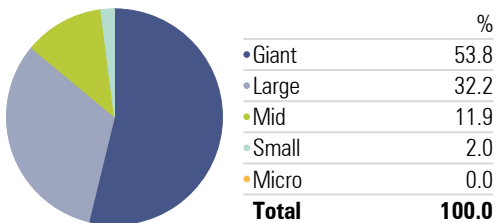
Asset Allocation

Portfolio Date: 30/04/2017



Market Capitalization

Portfolio Date: 30/04/2017



Past performance is not a guarantee of future returns. The value of investments may fall as well as rise and investors may not get back the full amount invested. Any decision to invest should be based on a full reading of the offer document. In case of any discrepancy between this sheet and the offer document in force, the offer document shall prevail.

Category Equity - Largecap

Trailing Returns

Period	Inv	Bmk1
3 months	10.21	9.49
6 months	7.31	8.31
1 Year	19.09	21.27
2 Years	7.43	7.80
3 Years	16.63	12.92
5 Years	15.16	12.91

Drawdown

	Inv	Bmk1
Max Drawdown	-18.39	-21.34
Max Drawdown # of Periods	12.00	12.00
Max Drawdown Peak Date	01/03/2015	01/03/2015
Max Drawdown Valley Date	29/02/2016	29/02/2016

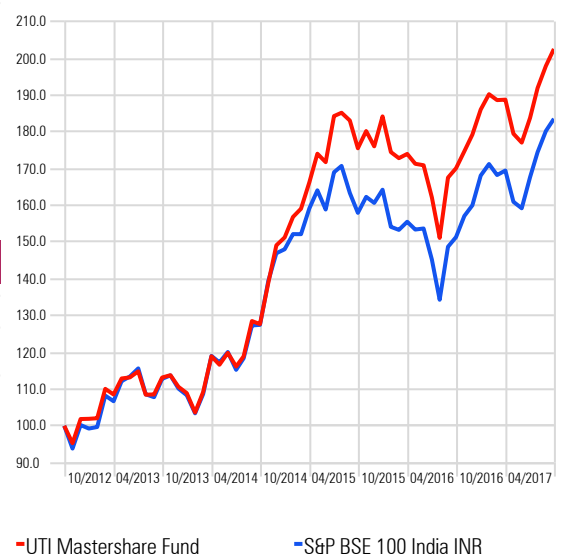
Leading Detractors

	Rescaled Weight	Return	Contribution
Infosys Ltd	6.46	-22.20	-1.83
Sun Pharmaceuticals Industries Ltd	1.93	-20.78	-0.45
Tech Mahindra Ltd	2.02	-12.11	-0.24
Tata Consultancy Services Ltd	2.43	-8.69	-0.24
Aurobindo Pharma Ltd	0.48	-18.10	-0.24

Suggested Horizon 3 Years and above

Investment Growth

Time Period: 01/05/2012 to 30/04/2017

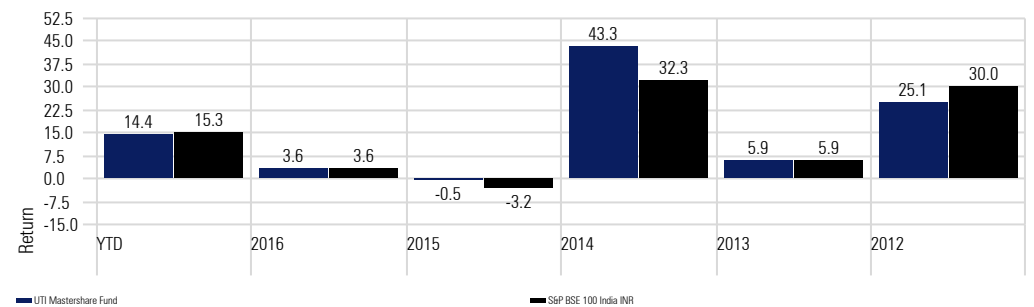


Leading Contributors

	Rescaled Weight	Return	Contribution
HDFC Bank Ltd	7.87	37.68	2.84
Maruti Suzuki India Ltd	3.37	73.14	2.04
Bharat Petroleum Corp Ltd	2.76	56.49	1.35
Reliance Industries Ltd	3.42	41.98	1.32
IndusInd Bank Ltd	3.34	38.33	1.21

Returns

Calculation Benchmark: S&P BSE 100 India INR



Sector Allocation

Sector	Percentage
Basic Materials %	11.33
Consumer Cyclical %	16.71
Financial Services %	30.34
Real Estate %	0.00
Consumer Defensive %	4.26
Healthcare %	6.96
Utilities %	3.34
Communication Services %	0.00
Energy %	5.16
Industrials %	11.90
Technology %	10.00

Portfolio Holdings

