

# Reliance Money Manager Fund

## Category Debt - Ultra Short Conservative

## Suggested Horizon 1 week and above

### Investment Objective

The investment objective of the Scheme is to generate optimal returns consistent with moderate levels of risk and liquidity by investing in debt securities and money market securities.

### Manager Biography

Anju Chhajera since 10/9/2009

Amit Tripathi since 3/20/2007

### Scheme Details

Inception Date	3/20/2007
Minimum Initial	500
Fund Size	141,716,966,400
Annual Report Net Expense Ratio	0.57
Primary Prospectus Benchmark	CRISIL Liquid Fund Index
NAV (Mo-End)	2,242.55
Exit Fee	

### Portfolio Characteristics

Modified Duration	0.87
Avg Eff Maturity	0.97
Yield to Maturity	7.16

### Risk/Reward

Time Period: 4/1/2014 to 3/31/2017	
Std Dev	0.50
Beta	0.12
Sharpe Ratio (arith)	1.20
Treynor Ratio (arith)	5.04
Alpha	0.56
Information Ratio (arith)	0.61

Past performance is not a guarantee of future returns. The value of investments may fall as well as rise and investors may not get back the full amount invested. Any decision to invest should be based on a full reading of the offer document. In case of any discrepancy between this sheet and the offer document in force, the offer document shall prevail.

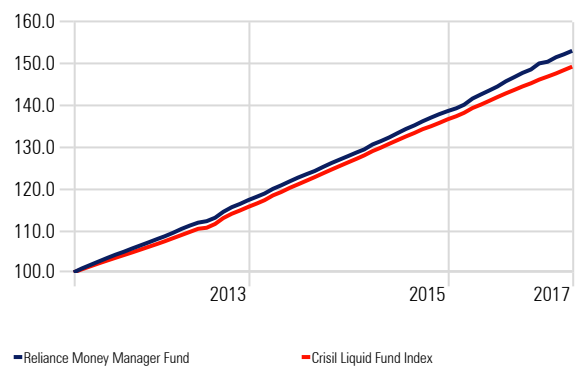
### Trailing Returns

Display Benchmark 1: Crisil Liquid Fund Index

	Inv	Bmk1
6 Months	3.59	3.29
1 Years	8.08	7.12
2 Years	8.25	7.56
3 Years	8.46	8.03
5 Years	8.90	8.35

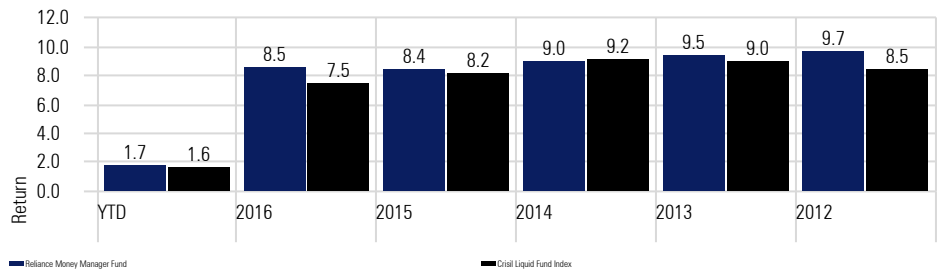
### Investment Growth

Time Period: 4/1/2012 to 3/31/2017



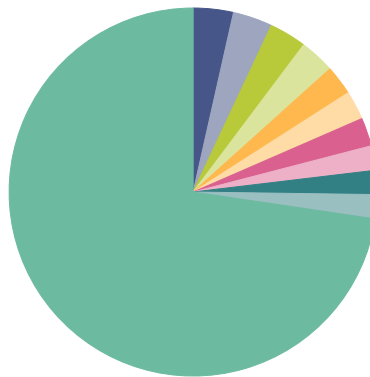
### Returns

Calculation Benchmark: Crisil Liquid Fund Index



### Portfolio Holdings

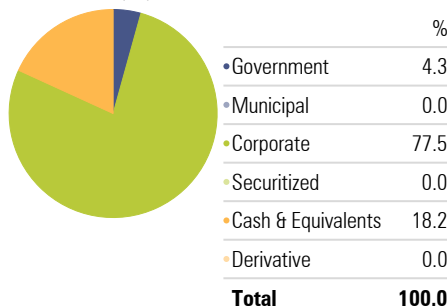
Portfolio Date: 3/31/2017



	%
Rural Electrification Corporation Limited	3.5
Power Finance Corporation Ltd.	3.5
Housing Development Finance Corporation Limited	3.3
Rural Electrification Corporation Limited	3.1
Rural Electrification Corporation Limited	2.6
Housing Development Finance Corporation Limited	2.5
Vodafone Mobile Services Limited	2.5
Mahindra & Mahindra Financial Services Ltd	2.1
Citibank N.A.	2.1
Power Finance Corporation Ltd.	2.1
Other	72.7
<b>Total</b>	<b>100.0</b>

### Portfolio Allocation

Portfolio Date: 3/31/2017



### Credit Quality

Portfolio Date: 3/31/2017

