

# Mirae Asset Tax Saver Reg Gr

## Category Equity - ELSS

## Suggested Horizon 3 Years and above

### Investment Objective

The investment objective of the scheme is to generate long term capital appreciation from a diversified portfolio of predominantly equity and equity related instruments. The Scheme does not guarantee or assure any returns.

### Manager Biography

Neelesh Surana since 28-12-2015

### Operations

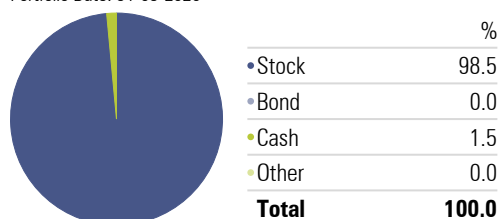
Inception Date	28-12-2015
Minimum Initial	500
Annual Report Net Expense Ratio	2.11
Turnover Ratio %	59.00
NAV (Mo-End)	15.22

### Risk Reward

Std Dev	21.09
Alpha	1.55
Sharpe Ratio	0.04
Treynor Ratio	-1.50
R-Squared	97.87

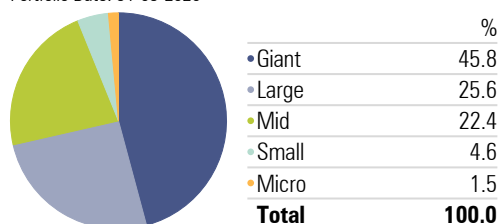
### Asset Allocation

Portfolio Date: 31-05-2020



### Market Capitalization

Portfolio Date: 31-05-2020



Past performance is not a guarantee of future returns. The value of investments may fall as well as rise and investors may not get back the full amount invested. Any decision to invest should be based on a full reading of the offer document. In case of any discrepancy between this sheet and the offer document in force, the offer document shall prevail.

Portfolio Date: 31-05-2020

### Trailing Returns

Period	Inv	Bmk1
3 months	-15.40	-15.31
6 months	-19.63	-20.29
1 Year	-15.64	-20.22
2 Years	-3.55	-8.36
3 Years	1.76	-2.16
5 Years		2.36

### Drawdown

Time Period: 01-06-2017 to 31-05-2020

	Inv	Bmk1
Max Drawdown	-28.35	-29.98
Max Drawdown # of Periods	2.00	19.00
Max Drawdown Peak Date	01-02-2020	01-09-2018
Max Drawdown Valley Date	31-03-2020	31-03-2020

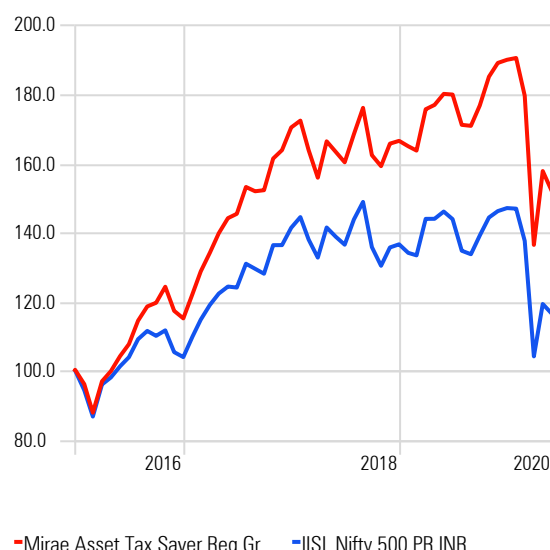
### Leading Detractors

Time Period: 01-06-2019 to 31-05-2020

	Rescaled Weight	Return	Contribution
Axis Bank Ltd	4.11	-52.47	-2.87
IndusInd Bank Ltd	2.71	-75.28	-2.30
State Bank of India	4.13	-54.17	-2.29
HDFC Bank Ltd	9.26	-20.82	-2.09
Larsen & Toubro Ltd	3.66	-38.45	-1.77

### Investment Growth

Time Period: 29-12-2015 to 31-05-2020



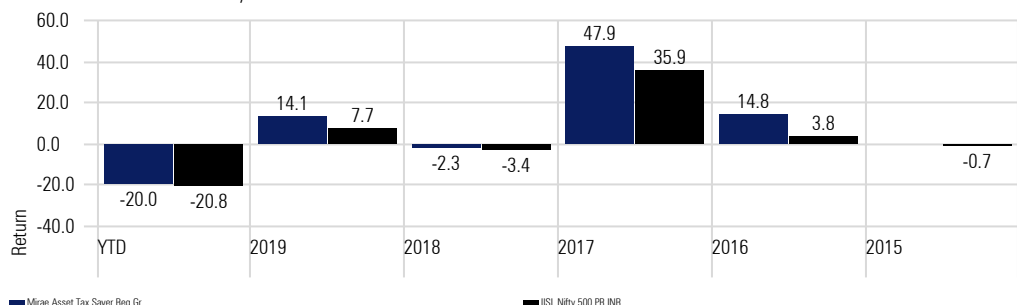
### Leading Contributors

Time Period: 01-06-2019 to 31-05-2020

	Rescaled Weight	Return	Contribution
Tata Consumer Products Ltd	2.20	51.26	1.12
Reliance Industries Ltd	5.50	11.72	0.90
Balkrishna Industries Ltd	1.52	41.38	0.73
Dr. Lal PathLabs Ltd	1.25	49.14	0.58
HDFC Life Insurance Co Ltd	1.58	18.48	0.54

### Returns

Calculation Benchmark: IISL Nifty 500 PR INR



### Sector Allocation

Portfolio Date: 31-05-2020

Basic Materials %	7.45
Consumer Cyclical %	6.87
Financial Services %	35.72
Real Estate %	0.00
Consumer Defensive %	10.10
Healthcare %	4.11
Utilities %	4.12
Communication Services %	1.57
Energy %	9.75
Industrials %	10.31
Technology %	10.01

### Portfolio Holdings

Portfolio Date: 31-05-2020

