

## IDFC Bond Inc Reg Gr

Medium to Long Duration

Suggested Horizon : 3 Years and Above

### Investment Objective

The scheme seeks to invest in a diversified set of debt and money market securities with the aim of generating optimal returns over medium to long term such that the Macaulay duration of the portfolio is between 4 years and 7 years.

### Manager Biography

Suyash Choudhary since 15/10/2010

### Scheme Details

Inception Date	14/07/2000
Minimum Initial	5,000
Annual Report Net Expense Ratio	1.85
NAV (Mo-End)	52.85
Exit Fee	1.00

### Portfolio Characteristics

	Inv	Cat Avg
Modified Duration	4.70	4.57
Avg Eff Maturity	5.92	5.48
Yield to Maturity	6.23	5.80

### IDFC Bond Inc Reg Gr - Operations

Std Dev 3 Yr (Mo-End)	4.10
Beta 3 Yr (Mo-End)	1.12
Sharpe Ratio 3 Yr (Mo-End)	0.76
Information Ratio 3 Yr (Mo-End)	-0.26

Past performance is not a guarantee of future returns. The value of investments may fall as well as rise and investors may not get back the full amount invested. Any decision to invest should be based on a full reading of the offer document. In case of any discrepancy between this sheet and the offer document in force, the offer document shall prevail.

Portfolio Date: 31/03/2021

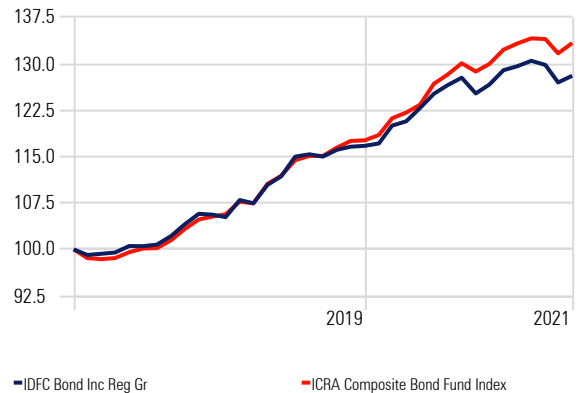
### Trailing Returns

Display Benchmark 1: ICRA Composite Bond Fund Index Display Benchmark 2:

	Inv	Bmk1
3 Months	0.04	1.55
6 Months	5.20	5.22
1 Year	13.13	12.67
2 Years	7.55	8.31
3 Years	9.85	9.82
5 Years	8.66	8.46

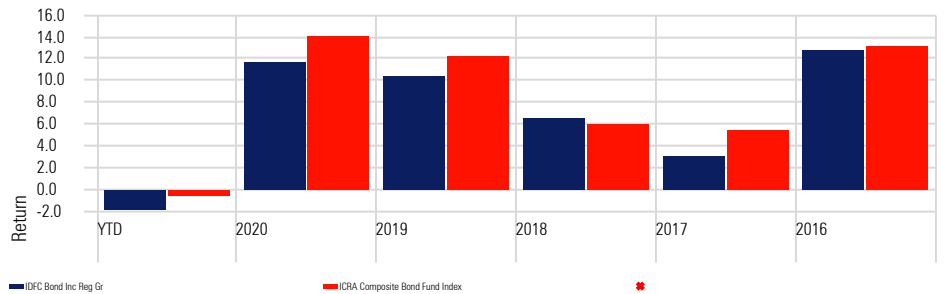
### Investment Growth

Time Period: 01/04/2018 to 31/03/2021



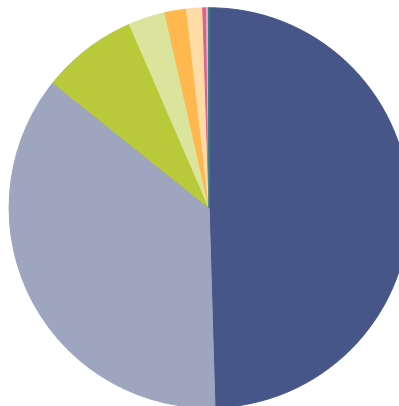
### Returns

Calculation Benchmark: ICRA Composite Bond Fund Index



### Portfolio Holdings

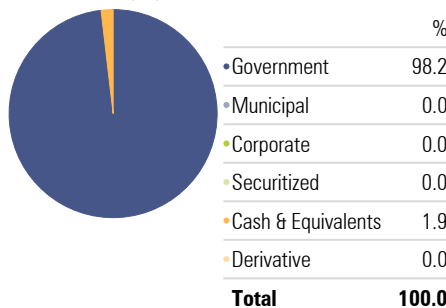
Portfolio Date: 31/03/2021



	%
6.79% Govt Stock 2027	49.5
8.24% Govt Stock 2027	36.2
6.97% Govt Stock 2026	7.7
7.27% Govt Stock 2026	3.0
7.59% Govt Stock 2026	1.7
8.15% Govt Stock 2026	1.3
5.15% Govt Stock 2025	0.3
7.26% Govt Stock 2029	0.2
7.73% Govt Stock 2034	0.1
<b>Total</b>	<b>100.0</b>

### Portfolio Allocation

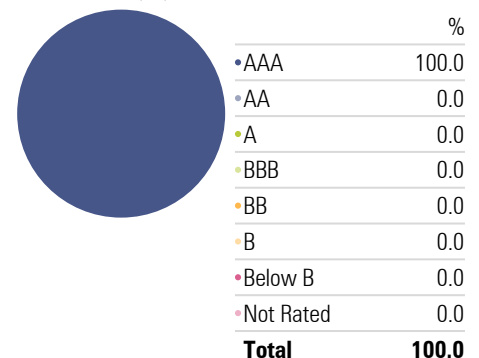
Portfolio Date: 31/03/2021



	%
Government	98.2
Municipal	0.0
Corporate	0.0
Securitized	0.0
Cash & Equivalent	1.9
Derivative	0.0
<b>Total</b>	<b>100.0</b>

### Credit Quality

Portfolio Date: 31/03/2021



	%
AAA	100.0
AA	0.0
A	0.0
BBB	0.0
BB	0.0
B	0.0
Below B	0.0
Not Rated	0.0
<b>Total</b>	<b>100.0</b>