

HDFC Hybrid Eq Gr

Category : Aggressive Hybrid

Suggested Horizon : 3 Years & Above

Investment Objective

The investment objective of the Scheme is to generate capital appreciation / income from a portfolio, predominantly of equity & equity related instruments. The Scheme will also invest in debt and money market instruments. There is no assurance that the investment objective of the Scheme will be realized.

Manager Biography

Chirag Setalvad since 02-04-2007

Operations

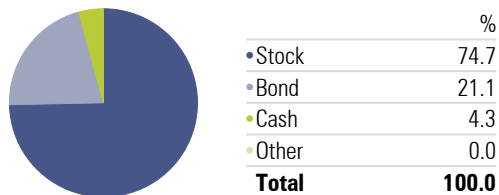
Inception Date	11-09-2000
Minimum Initial	5,000
Annual Report Net Expense Ratio	2.05
Turnover Ratio %	19.78
NAV (Mo-End)	67.35

Risk Reward

Std Dev	18.36
Sharpe Ratio	0.32
Alpha	-3.95
Sharpe Ratio	0.32
Treynor Ratio	3.60
R-Squared	94.96

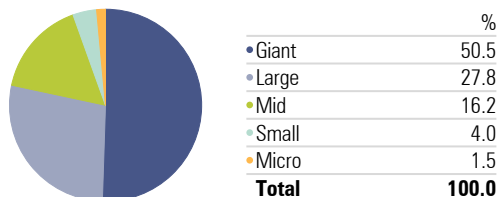
Asset Allocation

Portfolio Date: 31-03-2021



Market Capitalization

Portfolio Date: 31-03-2021



Past performance is not a guarantee of future returns. The value of investments may fall as well as rise and investors may not get back the full amount invested. Any decision to invest should be based on a full reading of the offer document. In case of any discrepancy between this sheet and the offer document in force, the offer document shall prevail.

Portfolio Date: 31-03-2021

Trailing Returns

Period	Inv	Bmk1
3 months	7.52	3.35
6 months	29.51	20.73
1 Year	58.66	44.12
2 Years	11.23	12.93
3 Years	9.85	12.14
5 Years	12.15	13.41

Drawdown

Time Period: 01-04-2018 to 31-03-2021

	Inv	Bmk1
Max Drawdown	-23.17	-18.44
Max Drawdown # of Periods	3.00	3.00
Max Drawdown Peak Date	01-01-2020	01-01-2020
Max Drawdown Valley Date	31-03-2020	31-03-2020

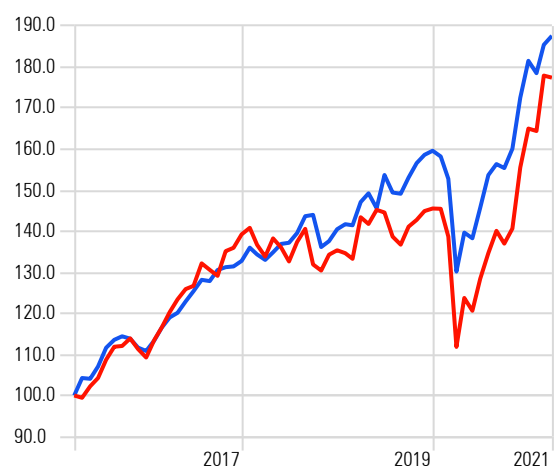
Leading Detractors

Time Period: 01-04-2020 to 31-03-2021

	Rescaled Weight	Return	Contribution
Brookfield India Real Estate Trust	0.04	-9.64	-0.09
Greenpanel Industries Ltd Ordinary Shares	0.00	-13.40	0.00
Indian Bank	0.01	1.51	0.00
Atul Auto Ltd	0.03	20.71	0.01
Insecticides (India) Ltd	0.01	53.40	0.02

Investment Growth

Time Period: 01-04-2016 to 31-03-2021



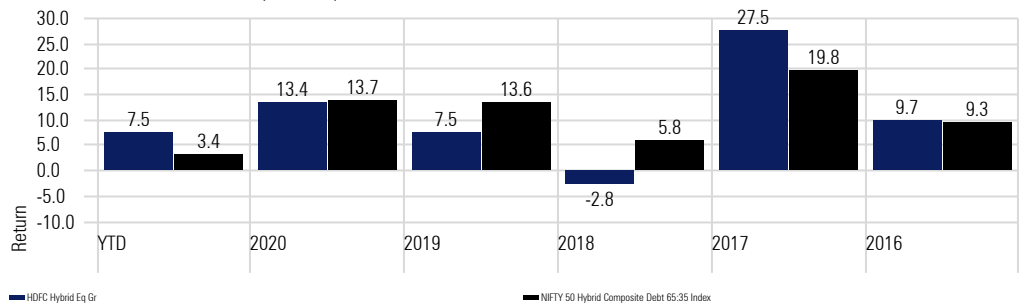
Leading Contributors

Time Period: 01-04-2020 to 31-03-2021

	Rescaled Weight	Return	Contribution
Infosys Ltd	8.94	118.50	9.76
HDFC Bank Ltd	12.36	73.30	9.35
ICICI Bank Ltd	9.44	79.80	8.49
Housing Development Finance Corp Ltd	7.89	54.62	5.13
Larsen & Toubro Ltd Shs Dematerialised	4.86	80.40	4.27

Returns

Calculation Benchmark: NIFTY 50 Hybrid Composite Debt 65:35 Index



Sector Allocation

Portfolio Date: 31-03-2021

Basic Materials %	11.49
Consumer Cyclical %	1.73
Financial Services %	37.18
Real Estate %	0.45
Consumer Defensive %	4.60
Healthcare %	4.21
Utilities %	2.64
Communication Services %	2.86
Energy %	8.63
Industrials %	16.77
Technology %	9.46

Portfolio Holdings

Portfolio Date: 31-03-2021

