

Birla Sun Life MIP II Wealth 25

Hybrid - Monthly Income Plan Aggressive

Suggested Horizon 1 Year and above

Investment Objective

An Open-ended income scheme with the objective to generate regular income so as to make monthly payment or distribution to unit holders with the secondary objective being growth of capital. Monthly Income is not assured and is subject to availability of distributable surplus.

Manager Biography

Satyabrata Mohanty since 6/18/2009

Vineet Maloo since 8/26/2015

Pranay Sinha since 8/26/2015

Scheme Details

Inception Date	5/22/2004
Minimum Initial	1,000
Fund Size	16,887,507,009
Annual Report Net Expense Ratio	2.35
Primary Prospectus Benchmark	CRISIL MIP Blended Fund Index
NAV (Mo-End)	36.07
Exit Fee	1.00

Portfolio Characteristics

Modified Duration	5.73
Avg Eff Maturity	10.18
Yield to Maturity	7.54

Risk/Reward

Time Period: 4/1/2014 to 3/31/2017	
Std Dev	7.03
Beta	
Sharpe Ratio (arith)	1.17
Treynor Ratio (arith)	
Alpha	
Information Ratio (arith)	
Excess Return	

Past performance is not a guarantee of future returns. The value of investments may fall as well as rise and investors may not get back the full amount invested. Any decision to invest should be based on a full reading of the offer document. In case of any discrepancy between this sheet and the offer document in force, the offer document shall prevail.

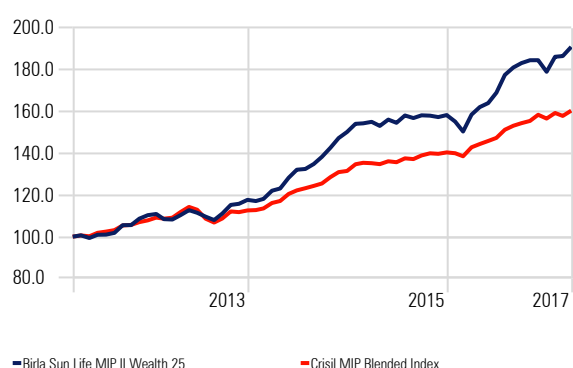
Trailing Returns

Display Benchmark 1: Crisil MIP Blended Index

	Inv	Bmk1
6 Months	4.23	3.89
1 Years	20.48	12.30
2 Years	10.99	8.92
3 Years	16.11	11.37
5 Years	13.82	9.92

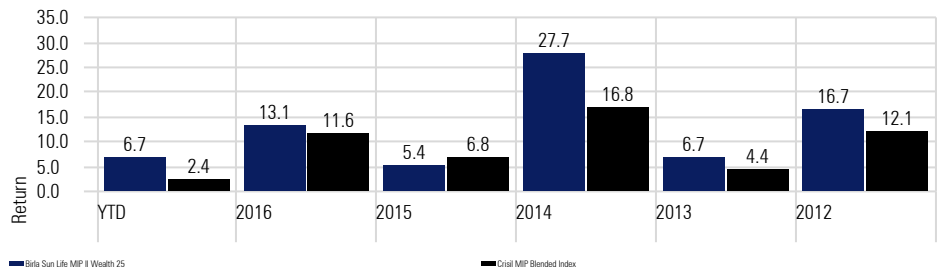
Investment Growth

Time Period: 4/1/2012 to 3/31/2017



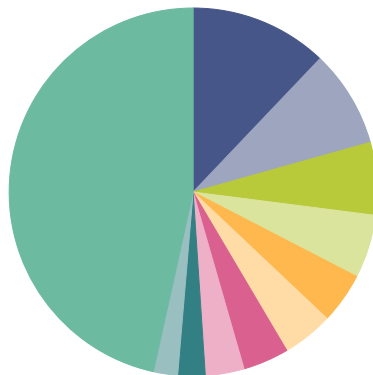
Returns

Calculation Benchmark: Crisil MIP Blended Index



Portfolio Holdings

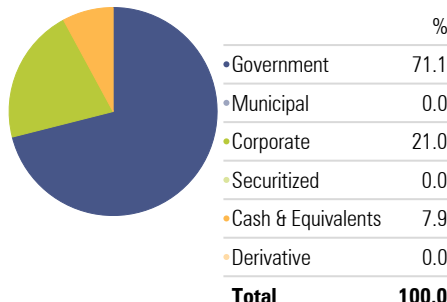
Portfolio Date: 3/31/2017



	%
7.59% Govt Stock 2026	12.1
7.61% Govt Stock 2030	8.5
6.79% Govt Stock 2029	6.4
8.13% Govt Stock 2045	5.6
Tata Capital Financial Services Limited	4.5
Tata Capital Financial Services Limited	4.5
Clearing Corporation Of India Ltd	4.0
8.56% Rajasthan SDL 2023	3.4
Yes Bank Ltd	2.4
Eicher Motors Ltd	2.1
Other	46.5
Total	100.0

Portfolio Allocation

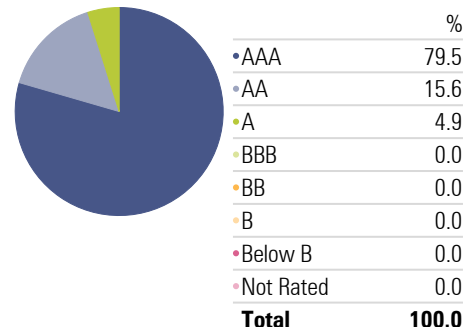
Portfolio Date: 3/31/2017



	%
Government	71.1
Municipal	0.0
Corporate	21.0
Securitized	0.0
Cash & Equivalents	7.9
Derivative	0.0
Total	100.0

Credit Quality

Portfolio Date: 3/31/2017



	%
AAA	79.5
AA	15.6
A	4.9
BBB	0.0
BB	0.0
B	0.0
Below B	0.0
Not Rated	0.0
Total	100.0