

Axis Triple Advantage Gr

Category Hybrid - Asset Allocation

Suggested Horizon 3 Years and above

Investment Objective

To generate long term capital appreciation by investing in a diversified portfolio of equity and equity related instruments, fixed income instruments & gold exchange traded funds.

Manager Biography

R Sivakumar since 9/14/2010

Scheme Details

Inception Date	8/23/2010
Minimum Initial	5,000
Annual Report Net Expense Ratio	2.28
NAV (Mo-End)	17.52
Exit Fee	1.00

Portfolio Characteristics

Modified Duration	2.50
Avg Eff Maturity	3.90
Yield to Maturity	5.95

Risk/Reward

Time Period: 4/1/2017 to 3/31/2020	
Std Dev	13.50
Beta	
Sharpe Ratio (arith)	
Treynor Ratio (arith)	
Alpha	
Information Ratio (arith)	

Past performance is not a guarantee of future returns. The value of investments may fall as well as rise and investors may not get back the full amount invested. Any decision to invest should be based on a full reading of the offer document. In case of any discrepancy between this sheet and the offer document in force, the offer document shall prevail.

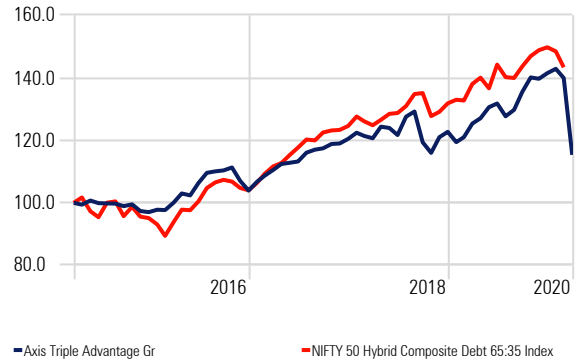
Trailing Returns

Display Benchmark 1: NIFTY 50 Hybrid Composite Debt 65:35 Index

	Scheme	Benchmark
6 Months	-14.86	
1 Years	-8.00	
2 Years	-2.23	
3 Years	1.43	
5 Years	2.89	

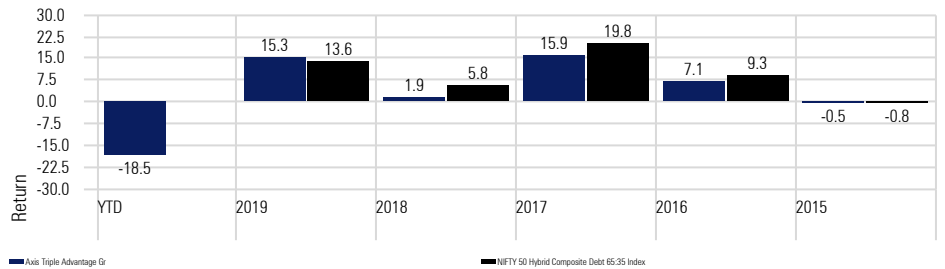
Investment Growth

Time Period: 4/1/2015 to 3/31/2020



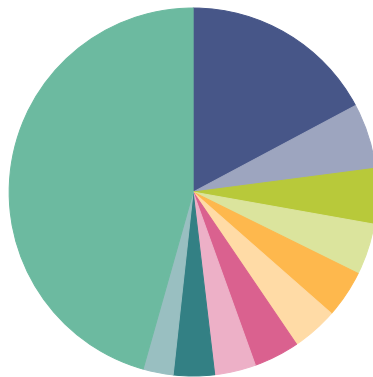
Returns

Calculation Benchmark: NIFTY 50 Hybrid Composite Debt 65:35 Index



Portfolio Holdings

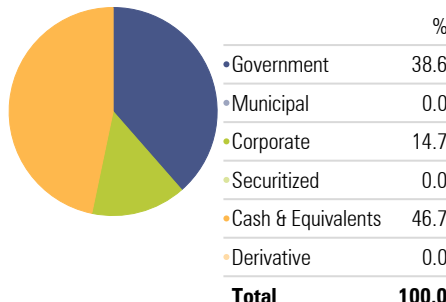
Portfolio Date: 3/31/2020



	%
Axis Gold ETF	17.2
Avenue Supermarts Ltd	5.7
Net Receivables / (Payables)	4.9
HDFC Bank Ltd	4.5
Housing Development Finance Corp Ltd	4.2
Clearing Corporation Of India Ltd	4.0
ICICI Bank Ltd	4.0
Tata Consultancy Services Ltd	3.6
Bajaj Finance Ltd	3.6
Reliance Industries Ltd	2.6
Other	45.6
Total	100.0

Portfolio Allocation

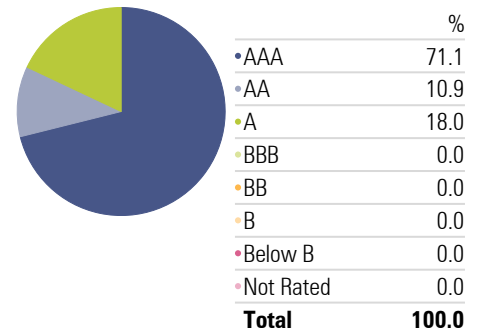
Portfolio Date: 3/31/2020



	%
Government	38.6
Municipal	0.0
Corporate	14.7
Securitized	0.0
Cash & Equivalents	46.7
Derivative	0.0
Total	100.0

Credit Quality

Portfolio Date: 3/31/2020



	%
AAA	71.1
AA	10.9
A	18.0
BBB	0.0
BB	0.0
B	0.0
Below B	0.0
Not Rated	0.0
Total	100.0