

Axis Strategic Bond Gr

Medium Duration

Suggested Horizon : 3 Years and Above

Investment Objective

To generate optimal returns in the medium term while maintaining liquidity of the portfolio by investing in debt and money market instruments.

Manager Biography

Devang Shah since 05-11-2012

Dhaval N. Patel since 01-06-2018

Scheme Details

Inception Date	28-03-2012
Minimum Initial	5,000
Annual Report Net Expense Ratio	1.04
NAV (Mo-End)	21.12
Exit Fee	1.00

Portfolio Characteristics

Modified Duration	1.90
Avg Eff Maturity	2.80
Yield to Maturity	6.42

Axis Strategic Bond Gr - Operations

Std Dev 3 Yr (Mo-End)	2.58
Beta 3 Yr (Mo-End)	1.12
Sharpe Ratio 3 Yr (Mo-End)	0.81
Information Ratio 3 Yr (Mo-End)	-0.43

Past performance is not a guarantee of future returns. The value of investments may fall as well as rise and investors may not get back the full amount invested. Any decision to invest should be based on a full reading of the offer document. In case of any discrepancy between this sheet and the offer document in force, the offer document shall prevail.

Portfolio Date: 31-03-2021

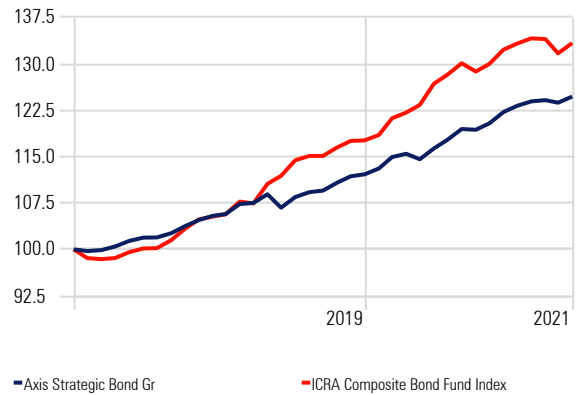
Trailing Returns

Display Benchmark 1: ICRA Composite Bond Fund Index Display Benchmark 2:

	Inv	Bmk1
3 Months	0.89	1.55
6 Months	5.20	5.22
1 Year	12.38	12.67
2 Years	8.09	8.31
3 Years	9.58	9.82
5 Years		8.46

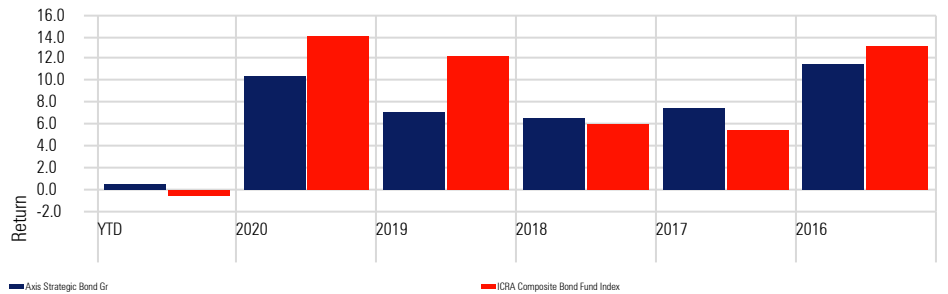
Investment Growth

Time Period: 01-04-2018 to 31-03-2021



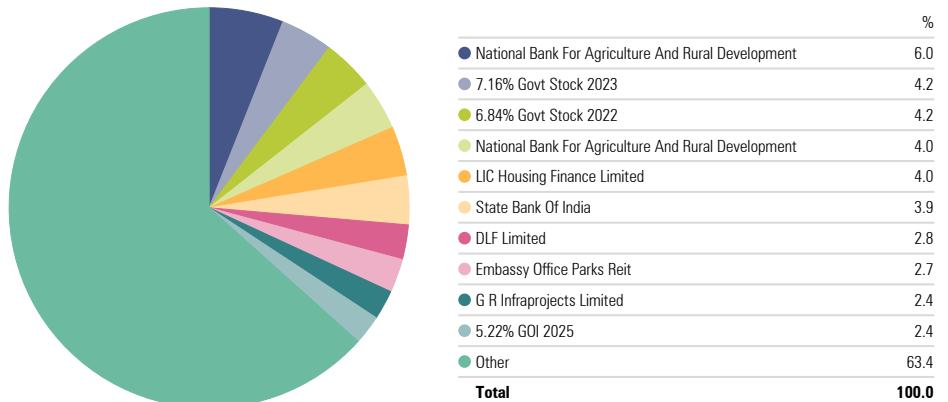
Returns

Calculation Benchmark: ICRA Composite Bond Fund Index



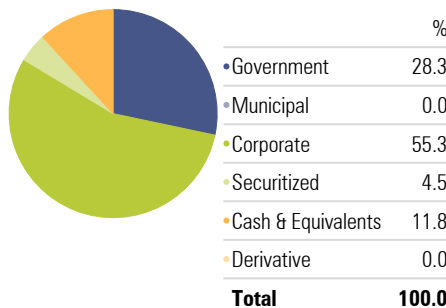
Portfolio Holdings

Portfolio Date: 31-03-2021



Portfolio Allocation

Portfolio Date: 31-03-2021



Credit Quality

Portfolio Date: 31-03-2021

