

Aditya BSL Tax Relief 96 Gr

Category Equity - ELSS

Suggested Horizon 3 Years and above

Investment Objective

An Open-ended equity linked savings scheme (ELSS) with the objective of long term growth of capital through a portfolio with a target allocation of 80% equity, 20% debt and money market securities

Manager Biography

Ajay Garg since 10/1/2006

Operations

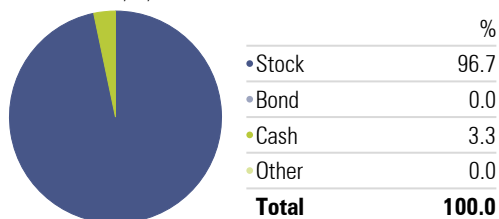
| | |
|---------------------------------|----------|
| Inception Date | 3/6/2008 |
| Minimum Initial | 500 |
| Annual Report Net Expense Ratio | 2.42 |
| Turnover Ratio % | 1.69 |
| NAV (Mo-End) | 30.80 |

Risk Reward

| | |
|---------------|-------|
| Std Dev | 14.31 |
| Sharpe Ratio | 0.71 |
| Alpha | 1.24 |
| Sharpe Ratio | 0.71 |
| Treynor Ratio | 10.74 |
| R-Squared | 84.79 |

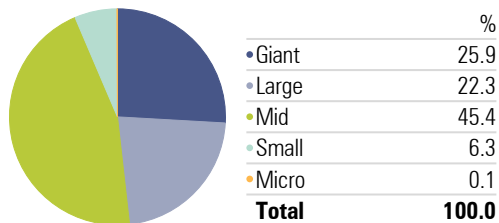
Asset Allocation

Portfolio Date: 9/30/2018



Market Capitalization

Portfolio Date: 9/30/2018



Past performance is not a guarantee of future returns. The value of investments may fall as well as rise and investors may not get back the full amount invested. Any decision to invest should be based on a full reading of the offer document. In case of any discrepancy between this sheet and the offer document in force, the offer document shall prevail.

Trailing Returns

| Period | Inv | Bmk1 |
|----------|-------|-------|
| 3 months | -1.16 | -0.51 |
| 6 months | 0.95 | 2.29 |
| 1 Year | 6.98 | 6.00 |
| 2 Years | 12.98 | 11.03 |
| 3 Years | 13.26 | 11.11 |
| 5 Years | 22.56 | 15.73 |

Drawdown

Time Period: 10/1/2015 to 9/30/2018

| | Inv | Bmk1 |
|---------------------------|-----------|-----------|
| Max Drawdown | -13.12 | -13.64 |
| Max Drawdown # of Periods | 2.00 | 4.00 |
| Max Drawdown Peak Date | 1/1/2016 | 11/1/2015 |
| Max Drawdown Valley Date | 2/29/2016 | 2/29/2016 |

Leading Detractors

Time Period: 10/1/2017 to 9/30/2018

| | Rescaled Weight | Return | Contribution |
|-------------------------|-----------------|--------|--------------|
| Sundaram Clayton Ltd | 7.20 | -18.95 | -1.27 |
| Jet Airways (India) Ltd | 1.83 | -62.56 | -1.07 |
| Yes Bank Ltd | 1.57 | -47.17 | -0.79 |
| Capital First Ltd | 1.45 | -32.89 | -0.69 |
| Thomas Cook India Ltd | 4.60 | -8.90 | -0.57 |

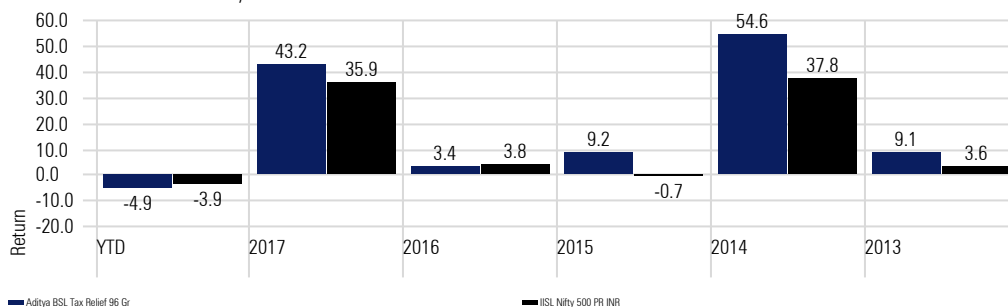
Leading Contributors

Time Period: 10/1/2017 to 9/30/2018

| | Rescaled Weight | Return | Contribution |
|--------------------------------|-----------------|--------|--------------|
| Reliance Industries Ltd | 4.96 | 62.09 | 2.69 |
| Pfizer Ltd | 4.52 | 65.24 | 2.59 |
| Honeywell Automation India Ltd | 7.15 | 32.12 | 2.23 |
| Biocon Ltd | 2.80 | 108.05 | 2.22 |
| Gillette India Ltd | 6.69 | 19.51 | 1.26 |

Returns

Calculation Benchmark: IISL Nifty 500 PR INR



Sector Allocation

Portfolio Date: 9/30/2018

| | |
|--------------------------|-------|
| Basic Materials % | 11.46 |
| Consumer Cyclical % | 22.32 |
| Financial Services % | 18.13 |
| Real Estate % | 0.00 |
| Consumer Defensive % | 9.78 |
| Healthcare % | 14.43 |
| Utilities % | 0.00 |
| Communication Services % | 0.00 |
| Energy % | 7.84 |
| Industrials % | 10.12 |
| Technology % | 5.93 |

Portfolio Holdings

Portfolio Date: 9/30/2018

