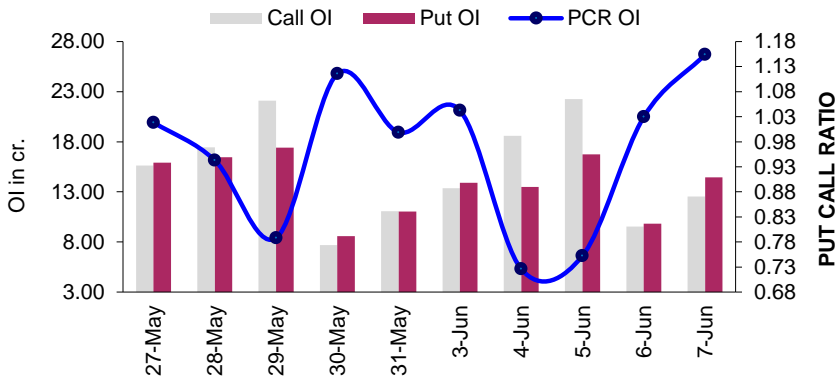
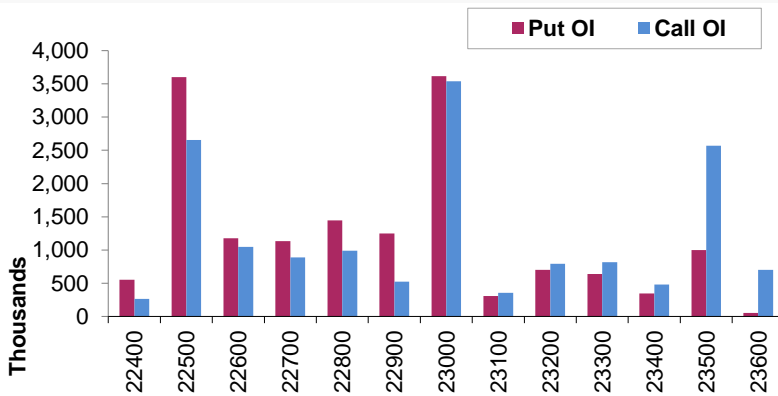


**NIFTY HIGHLIGHTS**

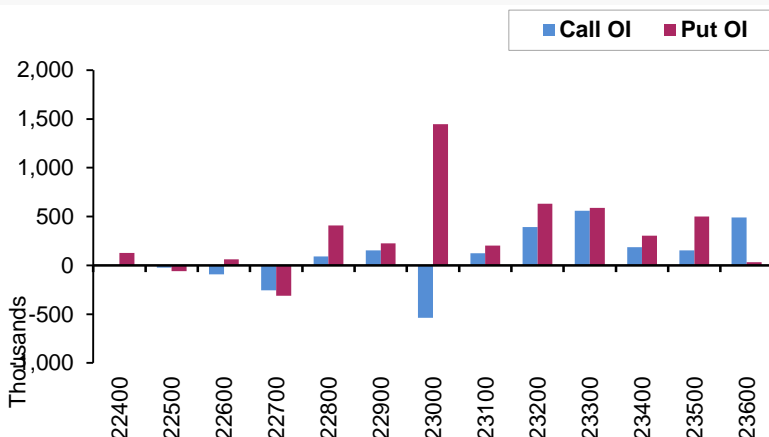
- Nifty futures of current expiry on Friday closed at 23325.15 on a positive note with **-11.95% decrease** in open interest and with a price gains of **2.75% (624.45 points)** indicating **Short Covering**.
- Nifty annualized volatility index India Vix has increased to 16.88% from 24.60% down by **31.38%**.
- Bank Nifty futures of current expiry on Friday closed at 49908.95 on a positive note with **16.89% increase** in open interest and with a price gains of **1.13% (556.6 points)** indicating **Long Build Up**.
- The total outstanding OI in Nifty futures stands at 1,45,53,750 compared to 1,56,38,825 of previous week, while in Bank Nifty it's at 29,35,680 against 24,13,620.
- The '**Long Short Ratio**' in the index futures for FII's stands at **30 percent compared to 14 percent** of last week indicating Addition in **LONG POSITIONS**.

**Nifty PCR OI**


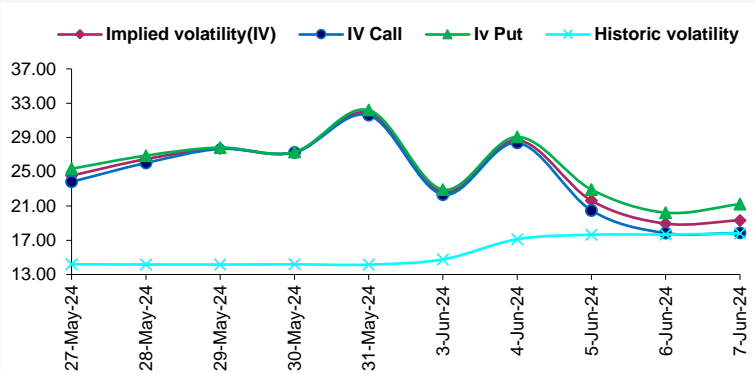
- **PCR OI during the week has made a high of 1.15 & low of 0.73 and closed on weekly basis at 1.15 levels compared to 1.00 of last week.**
- PCR OI currently is at 1.15 level which is above the median line and shows that market participants have added more of PUT options compared to CALL options during the past week indicating that Nifty is likely to trade with a positive bias for the coming week.

**Open Interest Analysis**


- Options built up as per current weekly expiry shows that Nifty has strong support at 23,000 followed by 23,200, 22,800 and resistance at 23,500 followed by 23,700 and 23,800.
- As per monthly option data 24,000 25,000 23,000 strike Calls has high open interest concentration; while on the Put side it's at 22,000 followed by 23,000 and 22,500 .The indicative weekly range for Nifty as per the current monthly expiry is likely to be between the levels of 24,000 and 22,500; **while the pivotal level for week will be 23,000.**

**Change in Open Interest**


- This week major addition in monthly expiry was seen on the **CALL** front in 23,800, 23,300 and 24,300 strike adding 12.49 Lc, 5.58 Lc and 5.31 Lc shares in OI respectively; while there was unwinding seen at 23,000 & 22,700 strike.
- This week major addition in monthly expiry was seen on the **PUT** front in 23,000, 23,200 and 23,300 strike adding 14.46 Lc, 6.29 Lc and 5.88 Lc shares in OI respectively; while there was unwinding of 3.12 lac seen at 23,000 strike.

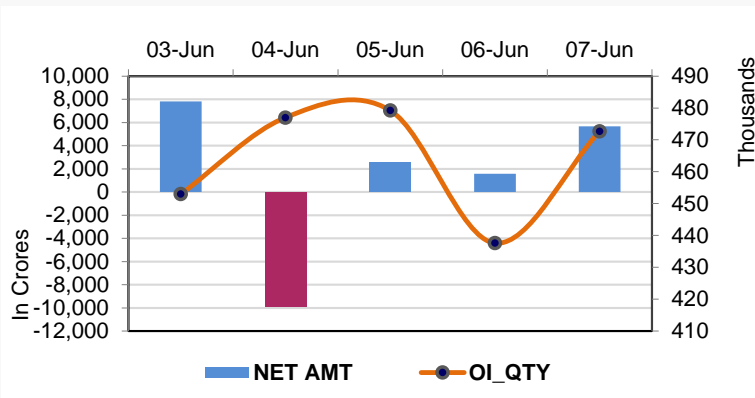
**Volatility Analysis**


- **IV DIFFERENTIAL between CALL and PUT has INCREASED with a decrease in IVs from last week's level indicating that Nifty is likely to trade in narrower range compare to last week with positive bias.**
- Call IV's is currently at 17.86% versus 31.6% compared to last week, while Put IV's is at 21.22% versus 32.21% compared to last week.
- The Implied Volatility of option for the current series is at 19.33 in contrast to 31.88% of the last week, while in the coming week it's likely to be **Flat-to-decreasing**.

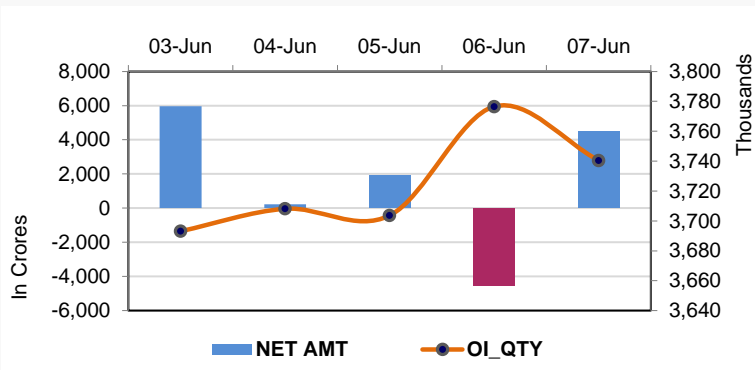
**Weekly Participant Wise Open Interest**

Participant	FUT IDX Long (contracts)	Net Chg	FUT IDX Short (contracts)	Net Chg
Client	5,61,745	<b>1,37,532</b>	2,47,842	<b>-53,363</b>
DII	1,11,487	<b>1,943</b>	1,13,711	<b>11,650</b>
FII	62,284	<b>-77,647</b>	3,80,651	<b>47,878</b>
Pro	75,973	<b>-50,264</b>	69,285	<b>5,399</b>

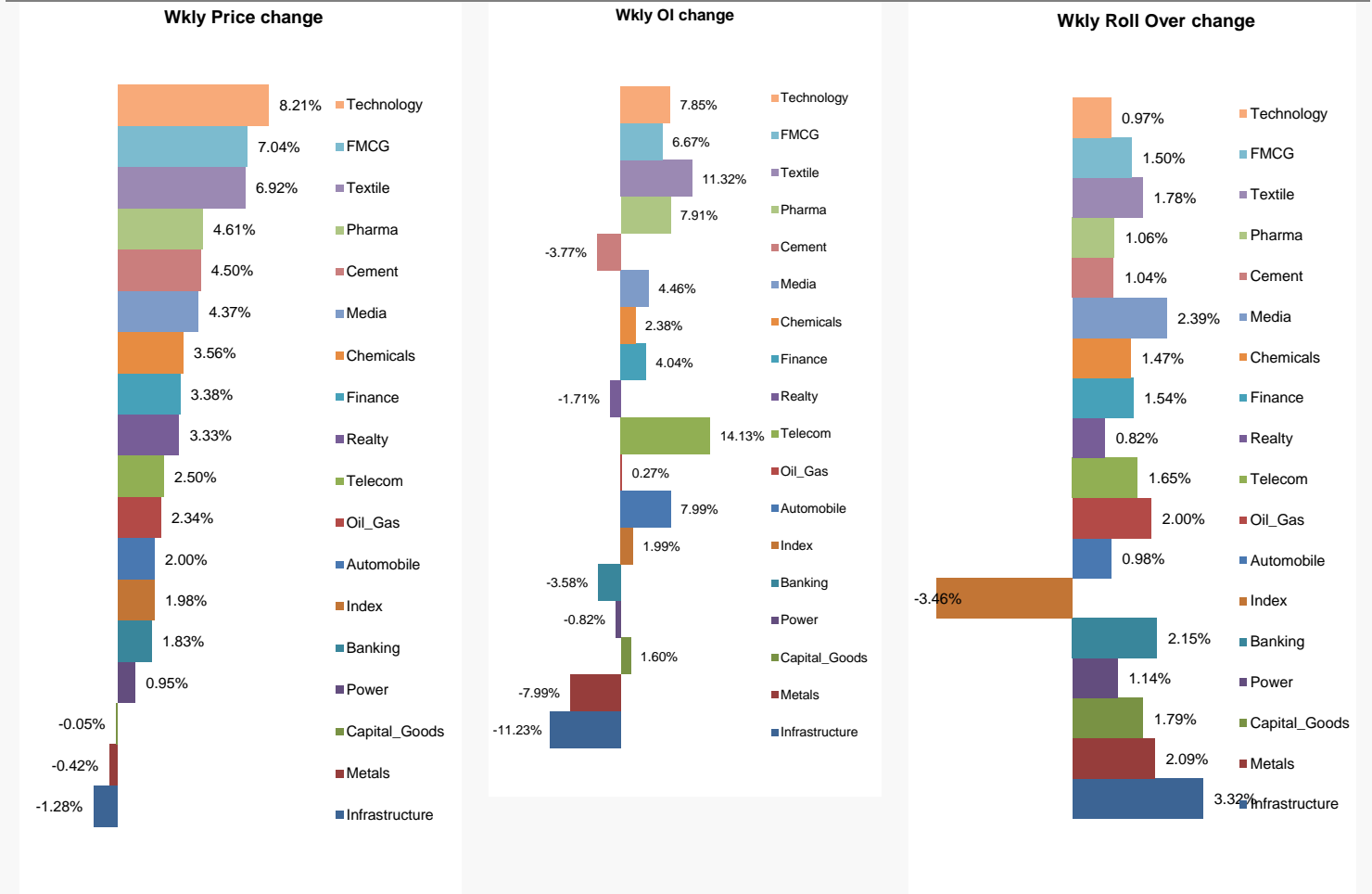
Participant	FUT STK Long (contracts)	Net Chg	FUT STK Short (contracts)	Net Chg
Client	21,86,756	<b>2,17,425</b>	1,71,542	<b>-33,872</b>
DII	1,28,826	<b>-41,832</b>	29,78,798	<b>1,12,970</b>
FII	20,68,556	<b>-1,09,236</b>	15,74,688	<b>11,994</b>
Pro	5,24,967	<b>-15,055</b>	1,84,077	<b>-39,790</b>

**FII Index Futures**


- In previous week FII's Total, No. of contracts in INDEX FUTURES concluded at 4,72,704 compared to 4,42,935 contracts adding 29,769 contracts, in which Nifty futures witnessed added 2633 contracts and Bank Nifty futures added 31625 contracts.
- The total open interest position of FII's in Index Futures is at Rs 30,958 which on weekly basis has increased by Rs 2,758 Crs.
- In previous week FII's, No. of contracts in NIFTY OPTIONS concluded at 40,32,191 compared to 40,76,220 contracts which has reduced by -44,029 contracts and in Bank Nifty it has reduced by -2,49,792 contracts and ended the week with 11,37,561 contracts against 13,87,353 of last week.

**FII Stock Futures**


- In previous week FII's, No. of contracts in STOCK FUTURES concluded at 37,40,486 compared to 36,43,244 contracts adding 97,242 contracts.
- The total open interest position of FII's in Stock Futures is at Rs 2,83,801 which on weekly basis have increased by Rs 14,943 Crs.
- In previous week FII's, No. of contracts in STOCK OPTIONS concluded at 5,99,475 compared to 2,14,860 contracts adding 3,84,615.

**Weekly Price Change**
**Weekly OI Change**
**Weekly Roll - Over Change**

**Weekly Open Interest Gainer**

Script ID	Price	% Chg	OI Futures	% Chg
METROPOLIS	2011.3	4.92%	1637600	80.99%
BALRAMCHIN	402.35	5.49%	14852800	40.02%
MPHASIS	2475.15	7.45%	2865775	33.23%
LALPATHLAB	2800	5.53%	1373400	30.91%
MARICO	654.9	9.20%	12870000	27.07%

**Weekly Open Interest Loser**

Script ID	Price	% Chg	OI Futures	% Chg
HINDALCO	682.65	-1.74%	42470400	-24.51%
NAVINFLUOR	3339.7	3.88%	1315350	-22.51%
INDIAMART	2554.65	5.94%	1112700	-19.56%
CUMMINSIND	3616.35	1.00%	4610400	-18.72%
ADANIPOARTS	1378.95	-4.38%	31606800	-18.64%

**Weekly Price Gainer**

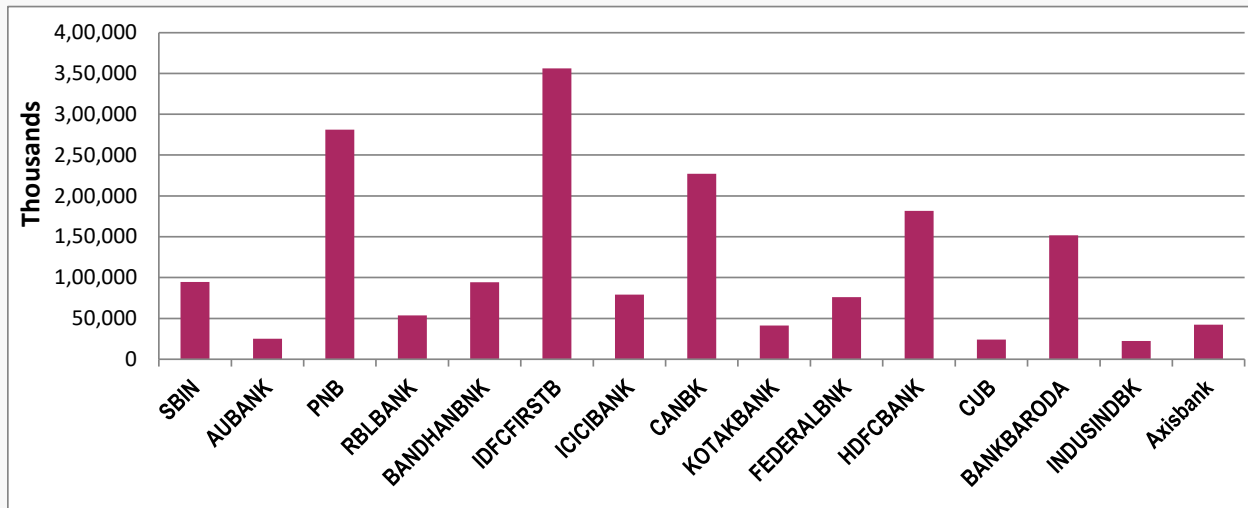
Script ID	Price	% Chg	OI Futures	% Chg
GRANULES	480.8	14.01%	8382000	-1.27%
UBL	2076.7	13.61%	1669600	-10.64%
M&M	2860.2	13.18%	15180550	15.68%
ABFRL	325.5	12.67%	34317400	23.97%
OFSS	8439.9	12.66%	693700	4.82%

**Weekly Price Loser**

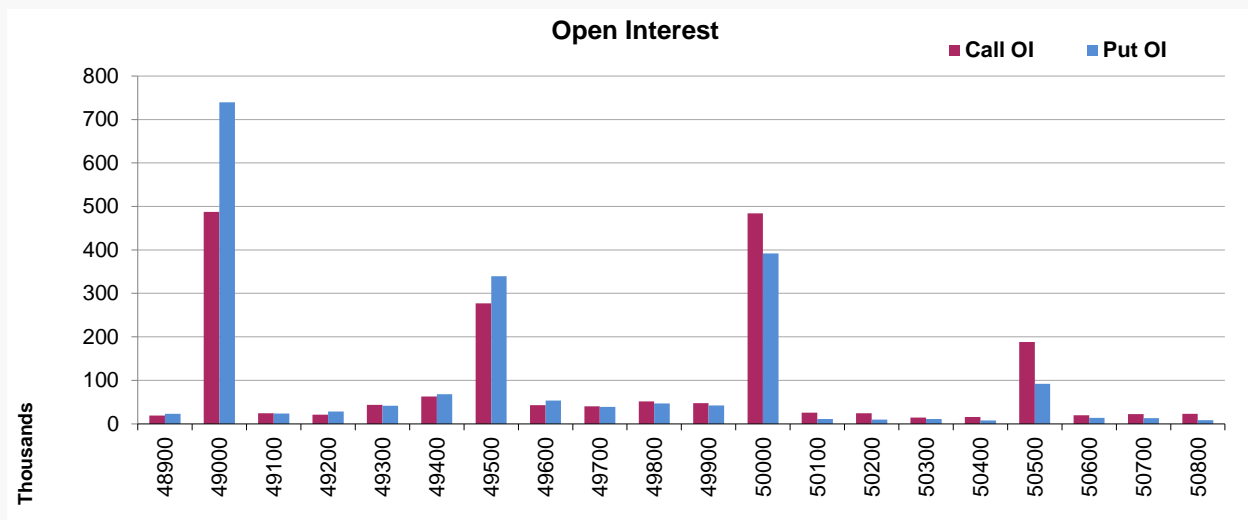
Script ID	Price	% Chg	OI Futures	% Chg
RECLTD	498.1	-8.08%	64010000	25.44%
ADANIENT	3232.65	-5.75%	13575000	-6.32%
HAL	4761.3	-5.22%	12713700	12.87%
BPCL	601.1	-4.96%	35752500	26.01%
HINDCOPPER	341.7	-4.85%	33782200	7.73%

- During the week Stocks which witnessed significant OI addition along with price gains are **METROPOLIS, BALRAMCHIN, MPHASIS and LALPATHLAB.**
- During the week Stocks which witnessed significant OI addition along with decrease in price are **UNITDSPR, BPCL, RECLTD and HINDPETRO.**

### Stock wise Open Interest Distribution in Banking Sector



### Bank Nifty Strike wise open interest distribution



As per monthly expiry Bank Nifty has a strong support at 48,000; as the 48,000 **Put strike** is having high OI concentration followed by 49,000 and 49,500; On the **Call front** 50,000CE strike has a high OI concentration indicating a strong resistance level followed by 50,500 and 51,000; **while the pivotal level for the week are 50,000 and 49,000.**

#### Weekly Open Interest Gainer

Script ID	Price	% Chg	OI Futures	% Chg
SBIN	831.25	-0.78%	9,46,70,250	15.00%
AUBANK	655.15	3.31%	2,49,46,000	12.94%
PNB	124.10	-3.50%	28,12,72,000	8.55%

#### Weekly Open Interest Loser

Script ID	Price	% Chg	OI Futures	% Chg
INDUSINDBK	1,495.15	1.61%	2,23,36,500	-14.52%
BANKBARODA	272.05	1.93%	15,18,95,250	-13.90%
CUB	147.40	2.15%	2,41,50,000	-11.94%

#### Weekly Price Gainer

Script ID	Price	% Chg	OI Futures	% Chg
BANDHANBNK	197.20	4.20%	9,41,45,900	0.32%
KOTAKBANK	1,756.95	3.71%	4,11,91,600	-5.76%
AUBANK	655.15	3.31%	2,49,46,000	12.94%

#### Weekly Price Loser

Script ID	Price	% Chg	OI Futures	% Chg
PNB	124.10	-3.50%	28,12,72,000	8.55%
SBIN	831.25	-0.78%	9,46,70,250	15.00%
ICICIBANK	1,124.60	-0.41%	7,91,42,700	-3.11%

INDEX	Since Inception			INDEX	Weekly Data		
	11-Jan-21	07-Jun-24	% Diff.		31-May-24	07-Jun-24	% Diff.
FINNIFTY	11-Jan-21	07-Jun-24	% Diff.	FINNIFTY	31-May-24	07-Jun-24	% Diff.
FUTURE PRICE	15,676.25	22,221.35	41.75%	FUTURE PRICE	21,896.85	22,221.35	1.48%
OPEN INTEREST	77,880	63,710	-18.19%	OPEN INTEREST	56,770	63,710	12.22%

*On the weekly basis FINNIFTY futures have seen a price increment to the tune of 1.48% with an increase in Open Interest by 12.22% indicating Long Build Up.*



### **COMPARISION TABLE**

SR.NO	STOCKS	CMP	CURRENT OI	WEEKLY PRICE DIFF	WEEKLY OI DIFF	OI INT
1	AXISBANK	1190.95	42363750	1.58%	-17.54%	SC
2	BAJAJFINSV	1572.35	11109500	2.14%	-6.01%	SC
3	BAJFINANCE	7181.45	8993000	6.88%	7.88%	LB
4	CHOLAFIN	1339.1	9785625	7.00%	15.18%	LB
5	HDFCAMC	3769.4	2726250	-2.80%	3.18%	SB
6	HDFCBANK	1577.5	181666100	2.45%	-7.89%	SC
7	HDFCLIFE	561.85	44287100	1.88%	-5.61%	SC
8	ICICIBANK	1124.6	79142700	-0.41%	-3.11%	LU
9	ICICIGI	1657.5	3603000	4.36%	1.05%	LB
10	ICICIPRULI	571.55	12478500	4.35%	-8.84%	SC
11	IDFC	115.55	90065000	1.40%	-1.10%	SC
12	KOTAKBANK	1756.95	41191600	3.71%	-5.76%	SC
13	MUTHOOTFIN	1773.5	3763650	4.71%	-15.31%	SC
14	PFC	482.75	67683500	-2.72%	-8.54%	LU
15	RECLTD	498.1	64010000	-8.08%	25.44%	SB
16	SBICARD	718.4	17595200	3.56%	-13.49%	SC
17	SBILIFE	1429.1	9267000	2.38%	-6.87%	SC
18	SBIN	831.25	94670250	-0.78%	15.00%	SB
19	SHRIRAMFIN	2501.75	6156000	5.15%	1.35%	LB

- 1) Buy ICICIBANK 1130 Put Option in the range :-> 23 – 19 SL 15 Target 36 & 55.
- 2) Buy SHRIRAMFIN 2500 Call Option in range :-> 75 – 65 SL 50 Target 130 & 185.

**Disclosures:**

The following Disclosures are being made in compliance with the SEBI Research Analyst Regulations 2014 (herein after referred to as the Regulations).

1. Axis Securities Ltd. (ASL) is a SEBI Registered Research Analyst having registration no. INH000000297. ASL, the Research Entity (RE) as defined in the Regulations, is engaged in the business of providing Stock broking services, Depository participant services & distribution of various financial products. ASL is a subsidiary company of Axis Bank Ltd. Axis Bank Ltd. is a listed public company and one of India's largest private sector bank and has its various subsidiaries engaged in businesses of Asset management, NBFC, Merchant Banking, Trusteeship, Venture Capital, Stock Broking, the details in respect of which are available on [www.axisbank.com](http://www.axisbank.com).
2. ASL is registered with the Securities & Exchange Board of India (SEBI) for its stock broking & Depository participant business activities and with the Association of Mutual Funds of India (AMFI) for distribution of financial products and also registered with IRDA as a corporate agent for insurance business activity.
3. ASL has no material adverse disciplinary history as on the date of publication of this report.
4. I/We, authors (Research team) and the name/s subscribed to this report, hereby certify that all of the views expressed in this research report accurately reflect my/our views about the subject issuer(s) or securities. I/We (Research Analyst) also certify that no part of my/our compensation was, is, or will be directly or indirectly related to the specific recommendation(s) or view(s) in this report. I/we or my/our relative or ASL or its Associate does not have any financial interest in the subject company. Also I/we or my/our relative or ASL or its Associates may have beneficial ownership of 1% or more in the subject company at the end of the month immediately preceding the date of publication of the Research Report. Since associates of ASL are engaged in various financial service businesses, they might have financial interests or beneficial ownership in various companies including the subject company/companies mentioned in this report. I/we or my/our relative or ASL or its associate does not have any material conflict of interest. I/we have not served as director / officer, etc. in the subject company in the last 12-month period.

**Research Team**

Sr. No	Name	Designation	E-mail
1	Rajesh Palviya	Technical & Derivative Analyst - (Head)	rajesh.palviya@axissecurities.in
2	Rahil Vora	Derivative Analyst	rahil.vora@axissecurities.in
3	HemangGor	Derivative Analyst	hemang.gor@axissecurities.in

5. ASL or its Associates has not received any compensation from the subject company in the past twelve months. I/We or ASL or its Associate has not been engaged in market making activity for the subject company.
6. In the last 12-month period ending on the last day of the month immediately preceding the date of publication of this research report, ASL or any of its associates may have:
  - i. Received compensation for investment banking, merchant banking or stock broking services or for any other services from the subject company of this research report and / or;
  - ii. Managed or co-managed public offering of the securities from the subject company of this research report and / or;
  - iii. Received compensation for products or services other than investment banking, merchant banking or stock broking services from the subject company of this research report;

ASL or any of its associates have not received compensation or other benefits from the subject company of this research report or any other third-party in connection with this report.

**Term & Conditions:**

This report has been prepared by ASL and is meant for sole use by the recipient and not for circulation. The report and information contained herein is strictly confidential and may not be altered in any way, transmitted to, copied or distributed, in part or in whole, to any other person or to the media or reproduced in any form, without prior written consent of ASL. The report is based on the facts, figures and information that are considered true, correct, reliable and accurate. The intent of this report is not recommendatory in nature. The information is obtained from publicly available media or other sources believed to be reliable. Such information has not been independently verified and no guaranty, representation of warranty, express or implied, is made as to its accuracy, completeness or correctness. All such information and opinions are subject to change without notice. The report is prepared solely for informational purpose and does not constitute an offer document or solicitation of offer to buy or sell or subscribe for securities or other financial instruments for the clients. Though disseminated to all the customers simultaneously, not all customers may receive this report at the same time. ASL will not treat recipients as customers by virtue of their receiving this report.

**Disclaimer:**

Nothing in this report constitutes investment, legal, accounting and tax advice or a representation that any investment or strategy is suitable or appropriate to the recipient's specific circumstances. The securities and strategies discussed and opinions expressed, if any, in this report may not be suitable for all investors, who must make their own investment decisions, based on their own investment objectives, financial positions and needs of specific recipient.

This report may not be taken in substitution for the exercise of independent judgment by any recipient. Each recipient of this report should make such investigations as it deems necessary to arrive at an independent evaluation of an investment in the securities of companies referred to in this report (including the merits and risks involved), and should consult its own advisors to determine the merits and risks of such an investment. Certain transactions, including those involving futures, options and other derivatives as well as non-investment grade securities involve substantial risk and are not suitable for all investors. ASL, its directors, analysts or employees do not take any responsibility, financial or otherwise, of the losses or the damages sustained due to the investments made or any action taken on basis of this report, including but not restricted to, fluctuation in the prices of shares and bonds, changes in the currency rates, diminution in the NAVs, reduction in the dividend or income, etc. Past performance is not necessarily a guide to future performance. Investors are advised necessarily a guide to future performance. Investors are advised to see Risk Disclosure Document to understand the risks associated before investing in the securities markets. Actual results may differ materially from those set forth in projections. Forward-looking statements are not predictions and may be subject to change without notice.

ASL and its affiliated companies, their directors and employees may; (a) from time to time, have long or short position(s) in, and buy or sell the securities of the company(ies) mentioned herein or (b) be engaged in any other transaction involving such securities or earn brokerage or other compensation or act as a market maker in the financial instruments of the company(ies) discussed herein or act as an advisor or investment banker, lender/borrower to such company(ies) or may have any other potential conflict of interests with respect to any recommendation and other related information and opinions. Each of these entities functions as a separate, distinct and independent of each other. The recipient should take this into account before interpreting this document.

ASL and / or its affiliates do and seek to do business including investment banking with companies covered in its research reports. As a result, the recipients of this report should be aware that ASL may have a potential conflict of interest that may affect the objectivity of this report. Compensation of Research Analysts is not based on any specific merchant banking, investment banking or brokerage service transactions. ASL may have issued other reports that are inconsistent with and reach different conclusion from the information presented in this report.

Neither this report nor any copy of it may be taken or transmitted into the United State (to U.S. Persons), Canada, or Japan or distributed, directly or indirectly, in the United States or Canada or distributed or redistributed in Japan or to any resident thereof. If this report is inadvertently sent or has reached any individual in such country, especially, USA, the same may be ignored and brought to the attention of the sender. This report is not directed or intended for distribution to, or use by, any person or entity who is a citizen or resident of or located in any locality, state, country or other jurisdiction, where such distribution, publication, availability or use would be contrary to law, regulation or which would subject ASL to any registration or licensing requirement within such jurisdiction. The securities described herein may or may not be eligible for sale in all jurisdictions or to certain category of investors.

The Disclosures of Interest Statement incorporated in this document is provided solely to enhance the transparency and should not be treated as endorsement of the views expressed in the report. The Company reserves the right to make modifications and alternations to this document as may be required from time to time without any prior notice. The views expressed are those of the analyst(s) and the Company may or may not subscribe to all the views expressed therein.

**Copyright in this document vests with Axis Securities Limited.**

**Axis Securities Limited, SEBI Single Reg. No.- NSE, BSE & MSEI – INZ000161633, ARN No. 64610, CDSL-IN-DP-CDSL-693-2013, SEBI-Research Analyst Reg. No. INH 000000297, SEBI Portfolio Manager Reg. No.- INP000000654, Main/Dealing off.- Axis Securities Ltd, Unit No.1001, 10th Floor, Level-6, Q2 Building, Aurum, Q Parc, Plot No. 4/1, TTC, Thane – Belapur Road, Ghansoli, Navi Mumbai. – 400 710., Regd. off.- Axis House,8th Floor, Wadia International Centre, PandurangBudhkar Marg, Worli, Mumbai – 400 025. Compliance Officer: Jatin Sanghani, Email: [compliance.officer@axisdirect.in](mailto:compliance.officer@axisdirect.in), Tel No: 022-49212706**