

MANAGED ACCOUNTS

Portfolio Performance

Particulars	1 month	3 months	6 months	1 Year	2 Year*	Since inception*
Axis Pure Retirement	3.78%	5.81%	6.95%	3.40%	15.43%	20.94%
BSE200	4.49%	8.70%	7.63%	5.61%	26.97%	32.96%

(\*CAGR Returns) (\* net of fees)

Top 10 Holdings

Scrip Name	Weight
ICICI Bank	11.2
Reliance Industries	10.0
TCS	7.0
SBI Life Insuran	6.1
Cipla	6.1
St Bk of India	6.1
Coal India Limited	5.5
Brookfield India	5.5
United Spirits	5.5
Bharti Airtel	5.3

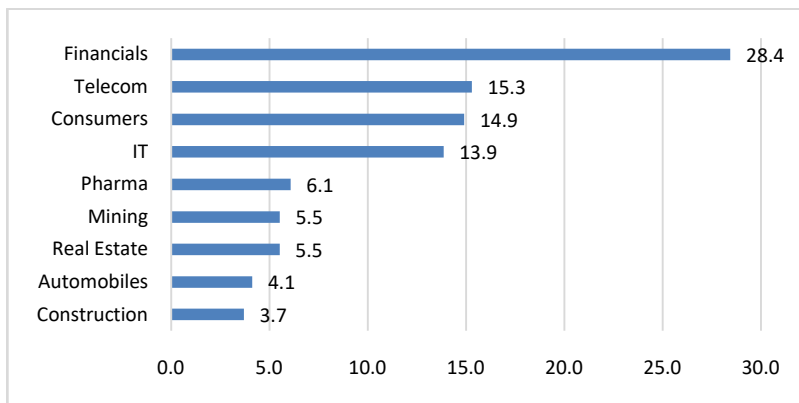
Key Portfolio Ratios

Wt. Avg. PE	31.3
Wt. Avg. PB	5.0
Wt. Avg. ROE	17.2
Wt. Avg. Mcap	4,78,948.68

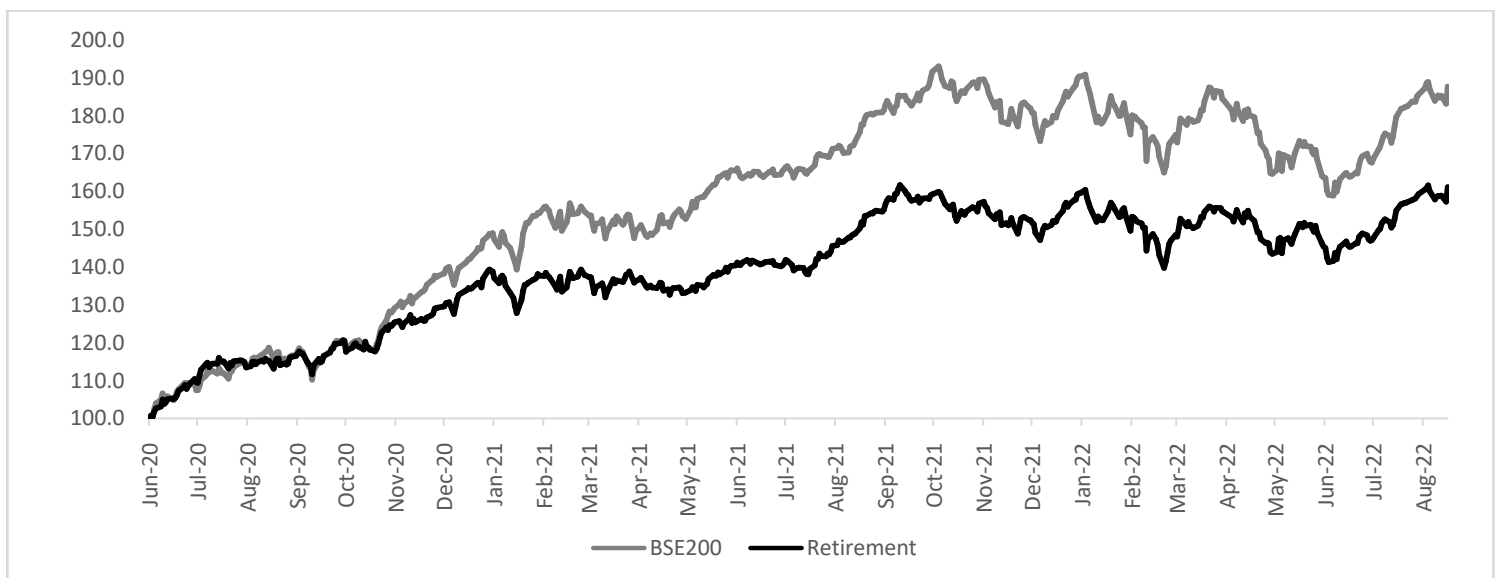
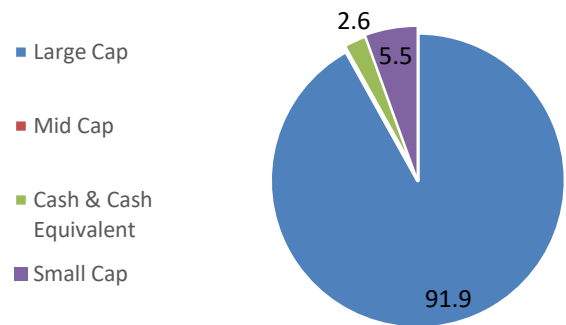
Risk Assessment

Portfolio Beta	0.85
Information Ratio	0.15
Volatility	15.52
Sharpe Ratio	0.25

Sector Allocation



Market Capitalisation



**MANAGED ACCOUNTS****Disclaimer**

The information provided herein is only for the consumption of the intended recipient/client and such material should not be redistributed. Past performance is no guarantee of future results. Investments in the securities market are subject to market risks. Read all the related documents carefully before investing. Axis Securities Limited, SEBI Single Reg. No.- NSE, BSE, MSEI, NCDEX, MCX INZ000161633, ARN No. 64610, SEBI-Research Analyst Reg. No. INH 000000297, SEBI Portfolio Manager Reg. No.- INP000000654, SEBI Depository Participant Reg. No. IN-DP-403-2019, SEBI Investment Advisor Reg No. INA000000615, Dealing off. 1st Floor, I-Rise Building, Q Parc, Loma Park, Thane, Ghansoli, Navi Mumbai-400701, Reg. off.- Axis House, 8th Floor, Wadia International Centre, PandurangBudhkar Marg, Worli, Mumbai-400 025.Compliance Officer: AnandShaha, E-Mail ID:compliance.officer@axisdirect.in, Tel No: 022-49212706.

The Returns are calculated using Time Weighted Rate of Return (TWRR) at an aggregate strategy level. The performance related information is not verified by SEBI. All details related to portfolio holdings and sectors provided above are for Model Portfolio. Returns & Portfolio of client may vary as compared to Investment Approach aggregate level returns due to various factors for example entry/execution of portfolio or investment, additional investment, client approvals, client specific requirement, any withdrawals, expenses charged, dividend income or due to other reasons. Past performance may or may not be sustained in future and should not be used as a basis for comparison with other investments.